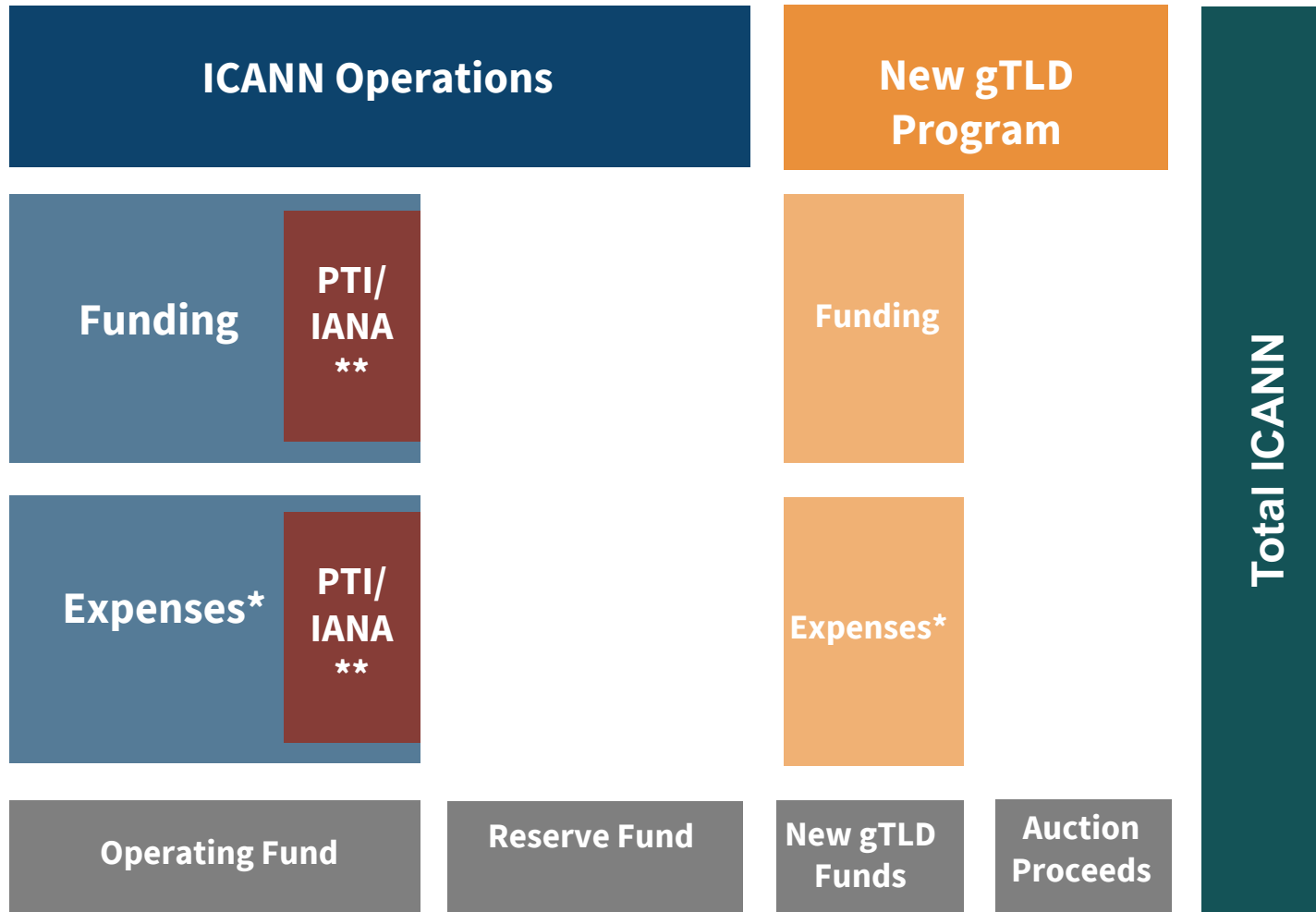


ICANN Quarterly Financials – Fiscal Year 2019

March 2019



FY19 ICANN Org Financial Reporting Structure



*Excludes depreciation and bad debt expenses

**IANA Services includes ICANN's and PTI's IANA Expenses

FY19 Year-to-date (Jul 18 - Mar 19) Overview

ICANN OPERATIONS

Funding flat to budget and Expenses below budget.

USD in millions	FY19 YTD Actual	FY19 YTD Budget	Var	% Var	FY18 YTD Actual	Var	% Var
Funding	\$103	\$103	\$0	0%	\$97	\$6	6%
Expenses	(\$91)	(\$102)	\$11	-11%	(\$94)	\$3	-3%
Net	\$12	\$1	\$11	833%	\$3	\$9	275%

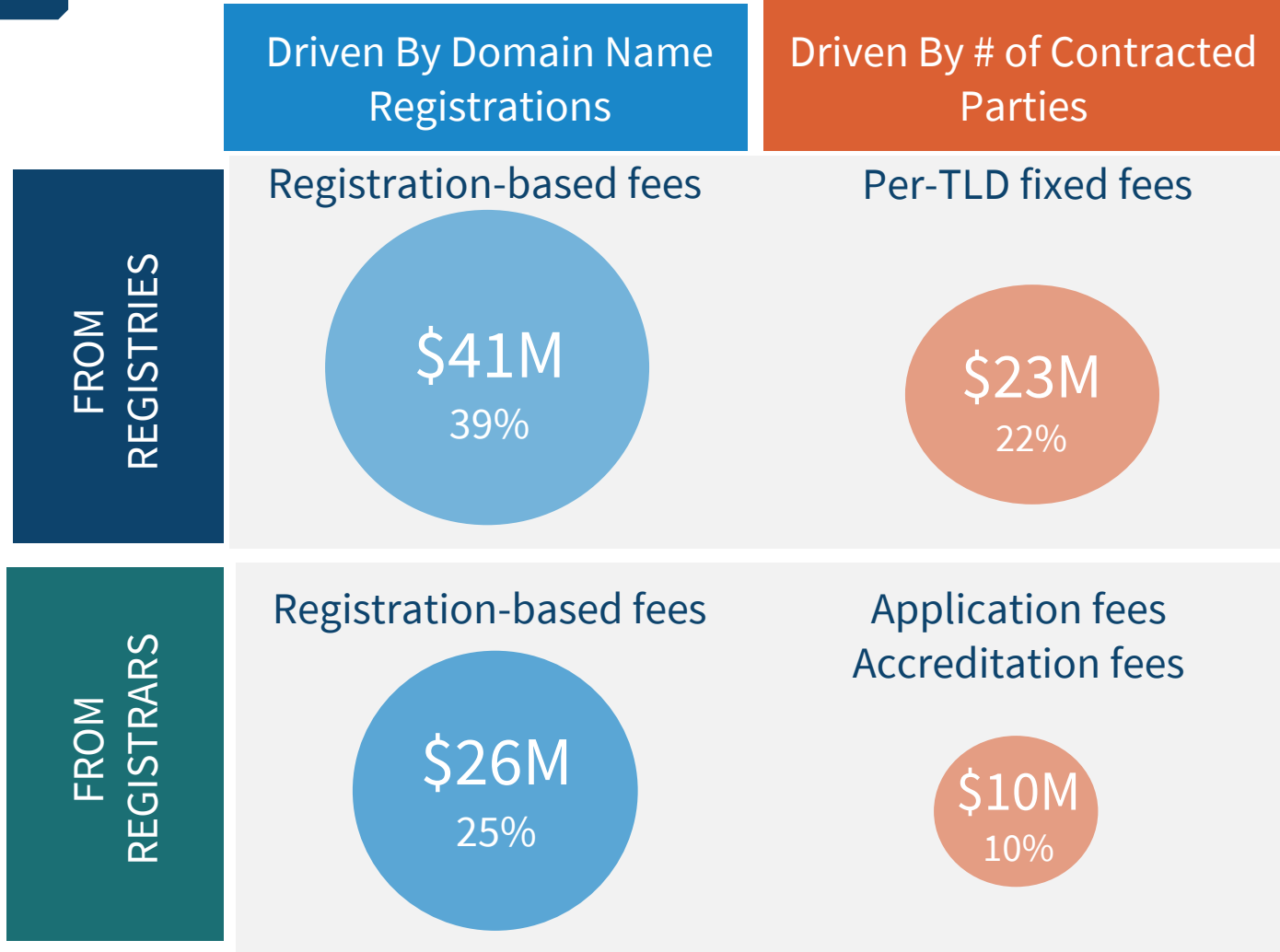
Note: Expenses exclude bad debt and depreciation and include capital expenses.

Breakdown of Expenses	FY19 YTD Actual	FY19 YTD Budget	Var	% Var	FY18 YTD Actual	Var	% Var
IANA Services	(\$5)	(\$7)	\$2	-24%	(\$5)	(\$0)	2%
All Other	(\$86)	(\$95)	\$9	-10%	(\$89)	\$3	-3%

Headcount	FY19 YTD Actual	FY19 YTD Budget	Var	% Var	FY18 YTD Actual	Var	% Var
Total	391	421	(31)	-7%	400	(10)	-2%

FY19 Year-to-date (Jul 18 – Mar 19) Funding

ICANN OPERATIONS



Other Income: \$3M, 3%

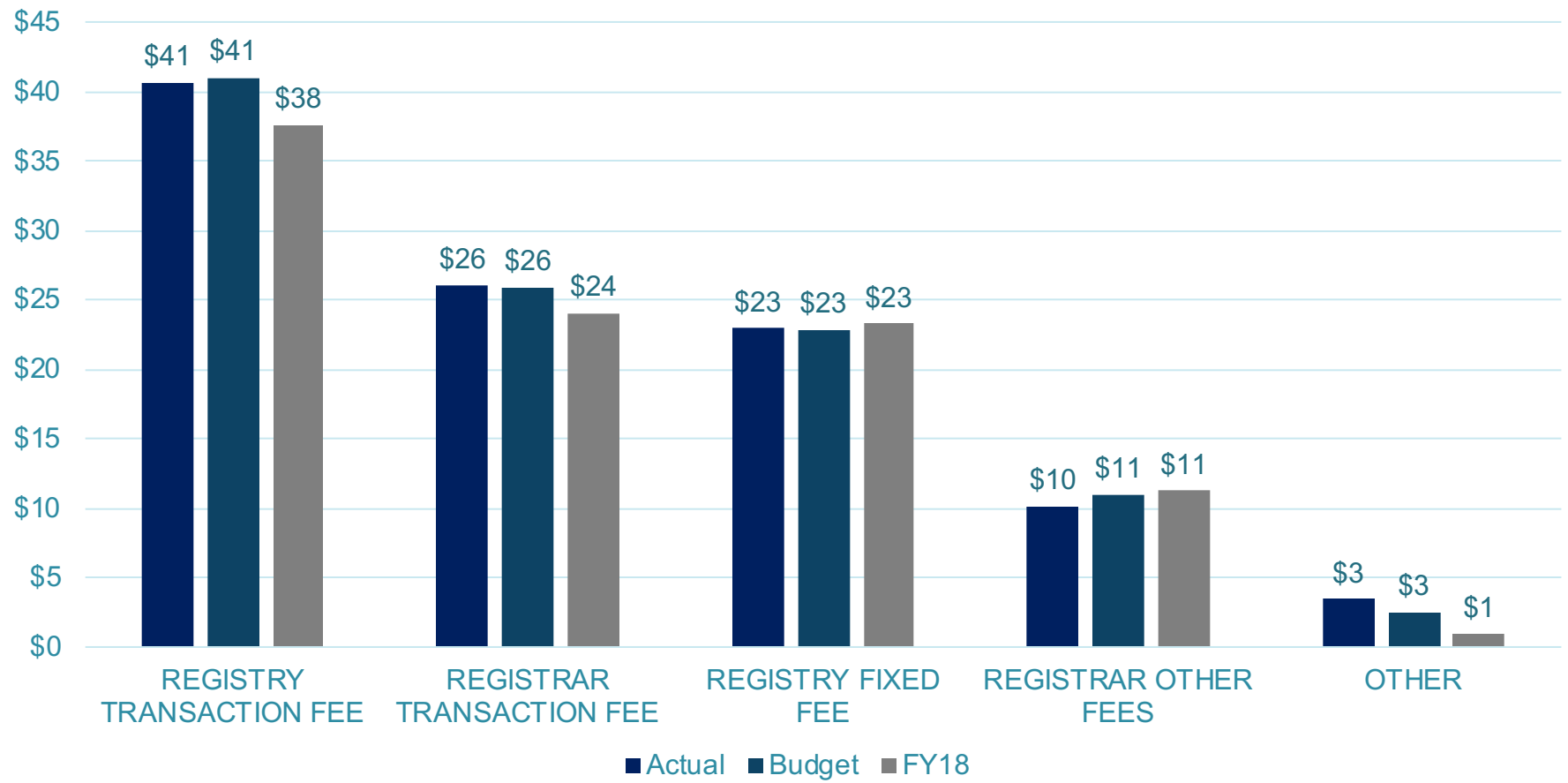
Total Funding: \$103M

FY19 Year-to-date (Jul 18 – Mar 19) Funding vs Budget & FY18

ICANN OPERATIONS

Actual: \$ 103M
Budget: \$ 103M
FY18: \$ 97M

Funding flat to Budget

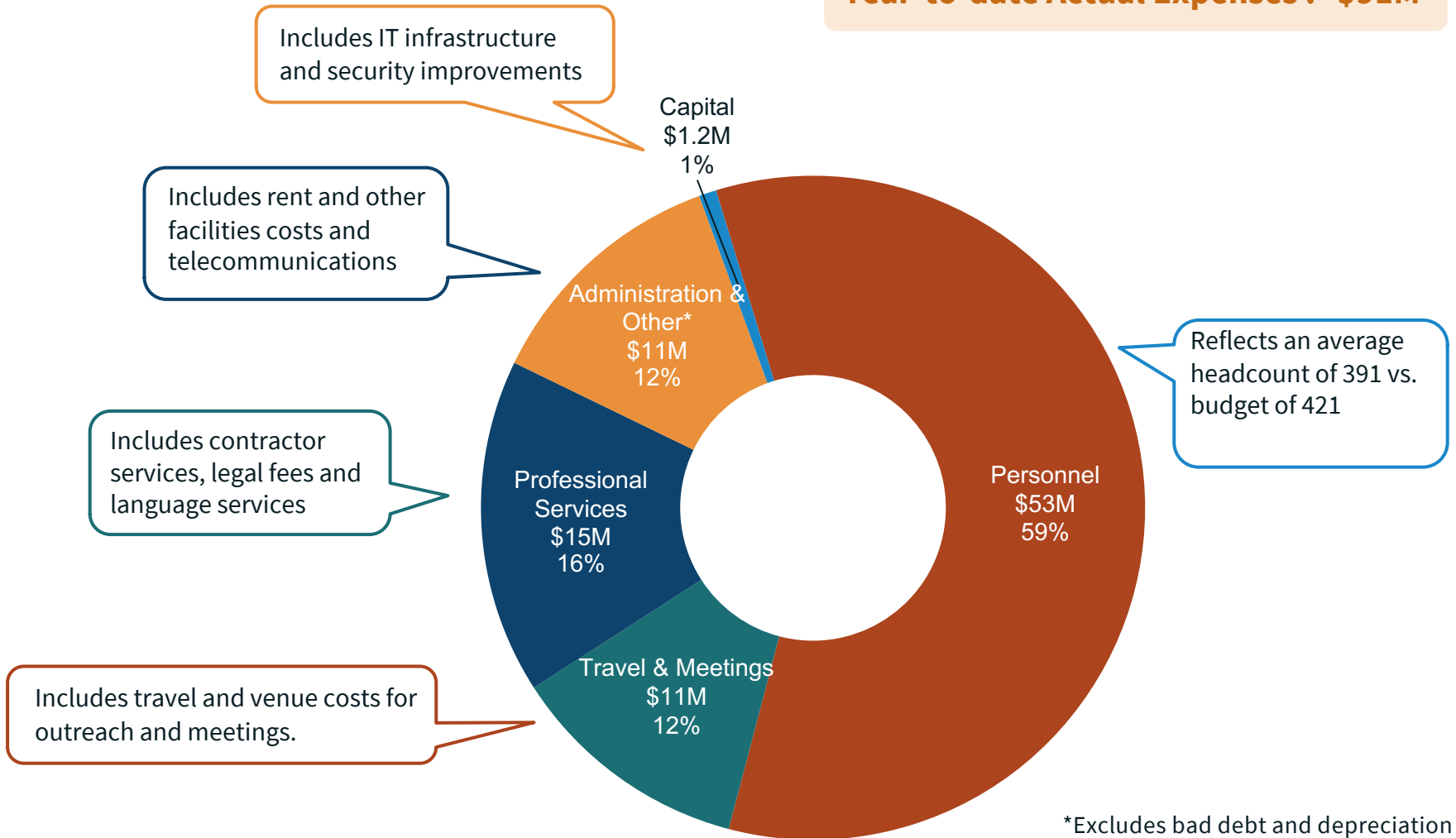


In millions, USD- unaudited – Scale and Arithmetic inconsistencies are due to rounding to the nearest million.

FY19 Year-to-date (Jul 18 – Mar 19) Operating & Capital Expenses

ICANN OPERATIONS

Year-to-date Actual Expenses : \$91M

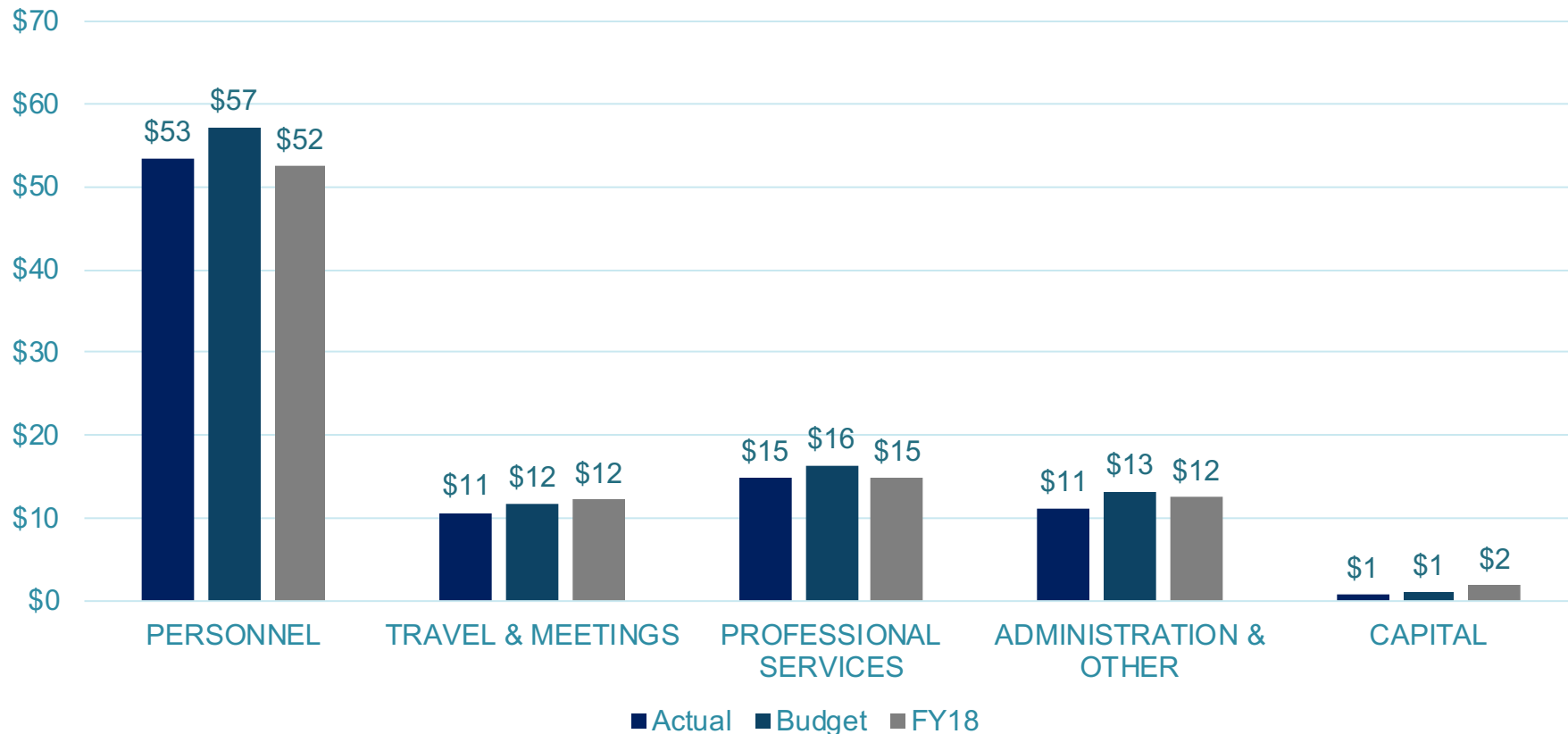


FY19 Year-to-date (Jul 18 – Mar 19) Operating & Capital Expense

ICANN OPERATIONS

Lower personnel costs and timing differences of projects vs. plan.

Actual: \$ 91M
Budget: \$ 102M
FY18: \$ 94M



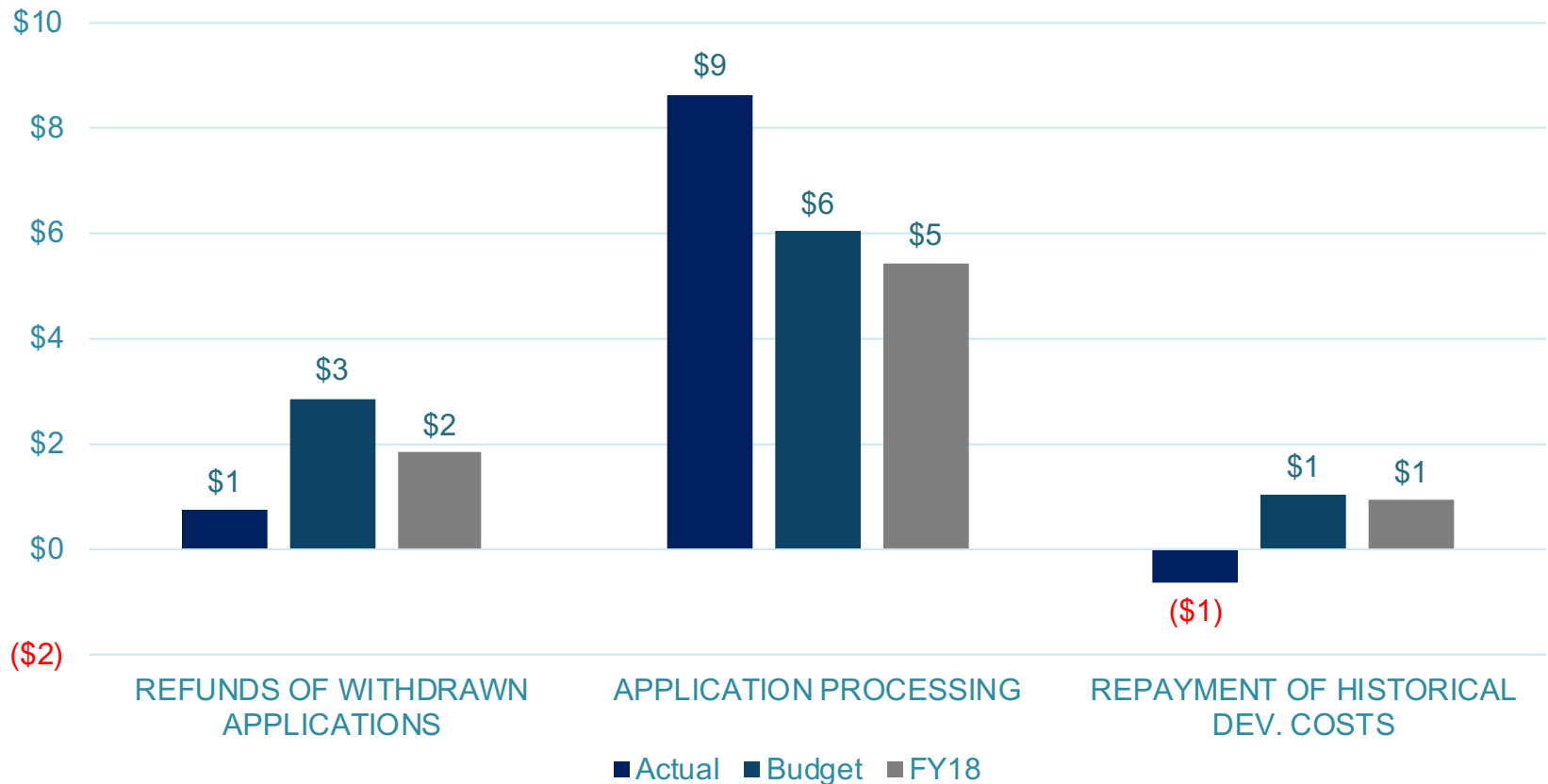
Activities covered by the contingency have been reported in the expense categories above based on the nature of the expense. The Contingency budget year to date is \$2.2M and \$5.2M for the full year.

FY19 Year-to-date (Jul 18–Mar 19) New gTLD Program Expenses vs Budget

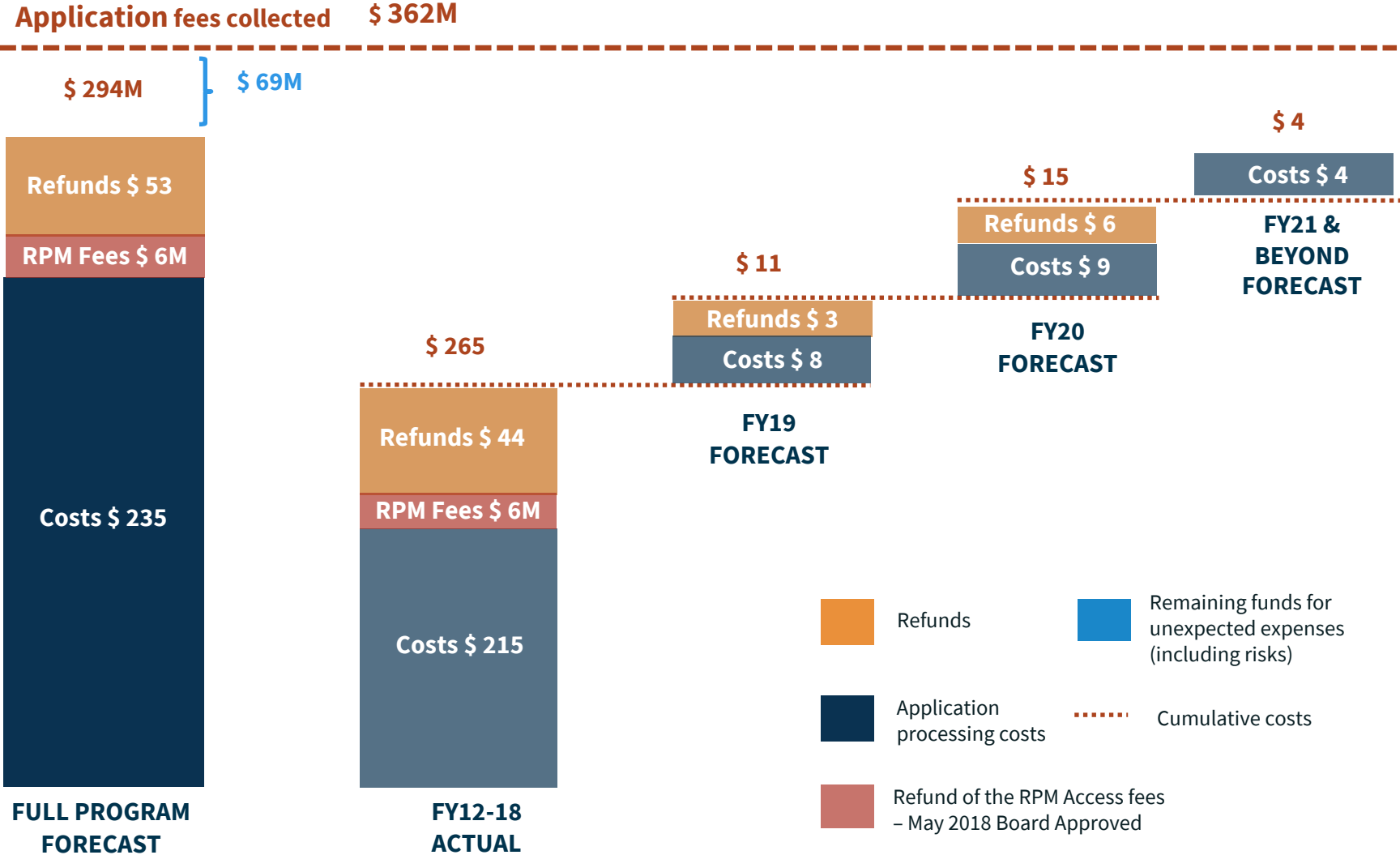
New gTLD PROGRAM

**Lower refunds of withdrawn applications.
Historical Development costs re-aligned due to
extension of the program.**

Actual: \$ 9M
Budget: \$ 10M
FY18: \$ 8M



New gTLD Program – Multi-year Forecast *(as of Dec 2018)*



In millions, USD- unaudited – Scale and Arithmetic inconsistencies are due to rounding to the nearest million.

FY19 Year-to-date (Jul 18–Mar 19) Total ICANN Organization Actuals

TOTAL ICANN ORG.

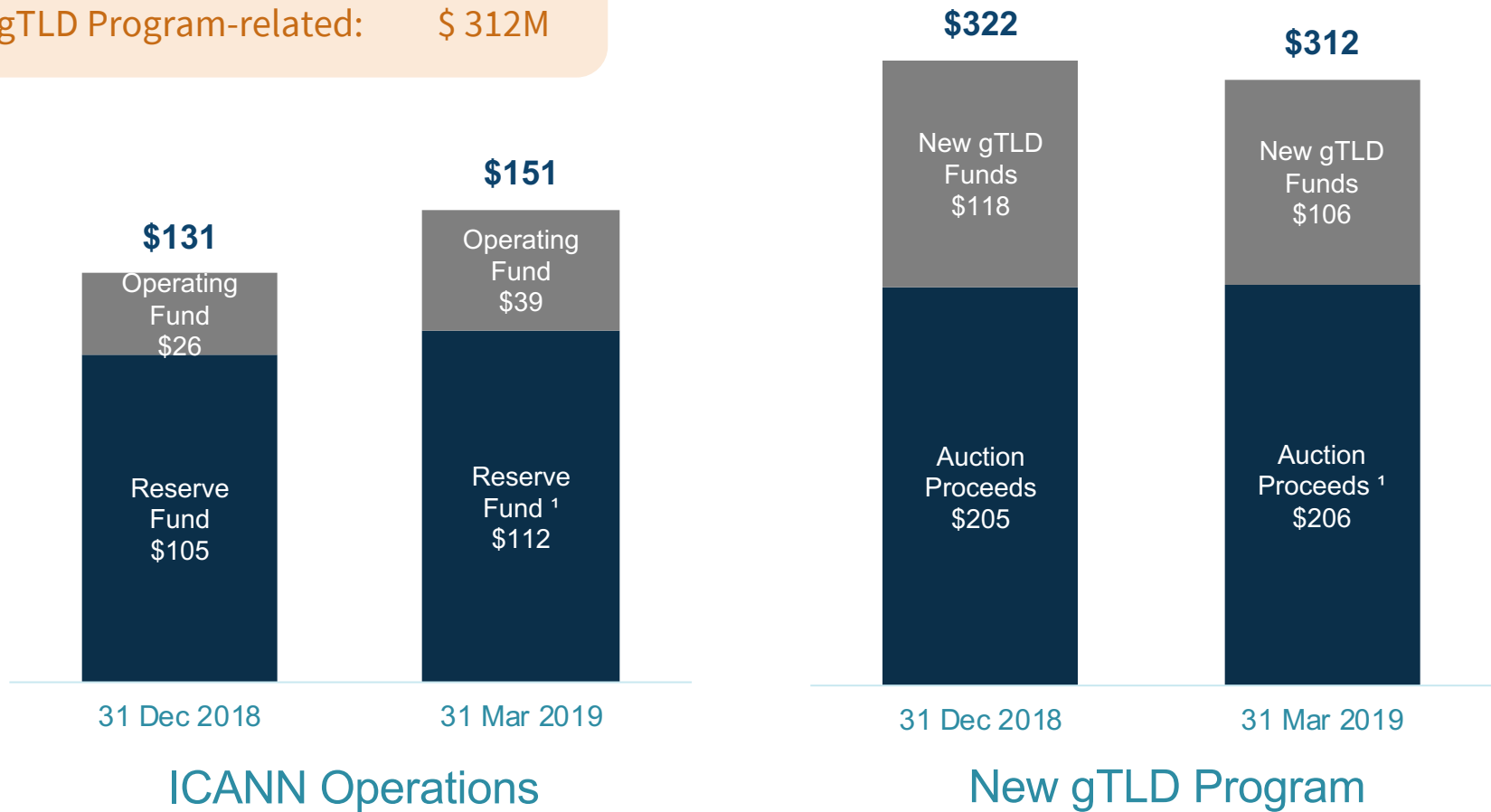
Unaudited USD in millions	FY19 YTD Actual			FY19 YTD Budget			Under / (Over) vs. FY19 Budget			
	Total ICANN Operations	New gTLD	Total ICANN	Total ICANN Operations	New gTLD	Total ICANN	Total ICANN Operations	New gTLD	Total ICANN	%
Funding	\$103	\$7	\$110	\$103	\$14	\$118	\$0	-\$7	-\$7	-6%
Cash Expenses ⁽¹⁾	-\$91	-\$9	-\$100	-\$102	-\$6	-\$108	\$11	-\$3	\$8	8%
Net Operating Excess/(Deficit)	\$12	-\$1	\$11	\$1	\$8	\$10	\$11	-\$10	\$1	12%

*Expenses exclude bad debt, depreciation and refunds for withdrawn New gTLD applications which are included in the Funding line.

FY19 Funds Under Management as of 31 Mar 2019

FUNDS UNDER MGMT.

Total Funds: \$ 464M
ICANN Operations: \$ 151M
New gTLD Program-related: \$ 312M



¹ Reflects \$36M transfer from Auction Proceeds to Reserve Fund as part of Board Approved Replenishment Strategy

Appendix

Supplemental Financials

FY19 Statement of Position as of 31 March 2019

TOTAL ICANN ORG.

USD in millions Unaudited	March 31, 2019			June 30, 2018			Increase/ (Decrease)		
	ICANN Ops	New gTLD	Total	ICANN Ops	New gTLD	Total	ICANN Ops	New gTLD	Total
ASSETS									
Total Cash & Cash Equivalents	39.3	4.5	43.8	27.0	5.5	32.5	12.3	-0.9	11.3
Investments	112.1	307.8	420.0	69.7	352.7	422.4	42.4	-44.8	-2.4
Funds Under Management	151.4	312.4	463.8	96.7	358.2	454.9	54.7	-45.8	8.9
Receivables	36.2	0.2	36.4	34.0	0.2	34.2	2.2	0.0	2.2
Prepaid Expenses	3.4	0.0	3.4	2.4	0.0	2.4	1.0	0.0	1.0
Plant, Property & Equipment - Net	9.4	0.0	9.4	12.2	0.0	12.2	-2.8	0.0	-2.8
Other Assets	-21.1	24.1	3.0	20.3	-18.6	1.7	-41.4	42.7	1.3
TOTAL ASSETS	179.3	336.7	516.0	165.6	339.8	505.5	13.7	-3.1	10.6
LIABILITIES AND NET ASSETS									
Accounts Payable & Accrued Liabilities	14.4	3.1	17.6	15.5	2.3	17.8	-1.0	0.8	-0.3
Deferred Funding	1.0	26.6	27.6	1.0	35.6	36.6	0.0	-9.0	-9.1
Other Liabilities	0.0	0.0	0.0	0.0	0.0	0.0	0.0	0.0	0.0
TOTAL LIABILITIES	15.4	29.7	45.1	16.5	37.9	54.4	-1.1	-8.2	-9.3
UNRESTRICTED/RESTRICTED ASSETS	149.1	301.9	451.0	148.1	326.6	474.7	1.0	-24.7	-23.7
CURRENT YEAR CHANGE IN NET ASSETS	14.7	5.1	19.9	1.0	-24.7	-23.7	13.7	29.8	43.5
TOTAL NET ASSETS	163.9	307.0	470.9	149.1	301.9	451.0	14.7	5.1	19.9
TOTAL LIABILITIES & NET ASSETS	179.3	336.7	516.0	165.6	339.8	505.5	13.7	-3.1	10.6

FY19 Cash Flow Synopsis as of 31 March 2019

TOTAL ICANN ORG.

Unaudited	FY19		
	ICANN Ops	NgTLD	Total
Funds Under Management at Beginning of Period	\$96.7	\$358.2	\$454.9
Collected/ (refunded) from contributors/parties	100.4	(1.9)	98.6
Auction Proceeds	0.0	0.0	0.0
Paid to vendors	(42.4)	(5.7)	(48.1)
Paid to employees	(48.5)	(1.5)	(50.1)
Paid to vendors and employees on behalf of New gTLD	38.5	(40.0)	(1.5)
Reimbursement of payments to vendors and employees above, from New gTLD to ICANN Ops:			
Payments to vendors	0.5	(0.5)	0.0
NgTLD team costs (Paid to employees)	1.5	(1.5)	0.0
Historical Development Costs	0.6	(0.6)	0.0
Capital expenditures	(1.8)	0.0	(1.8)
Change in investment market value (excludes transfers to/ from operating account)	5.8	6.0	11.8
Funds Under Management at End of Period	\$151.4	\$312.4	\$463.8