

ICANN Unaudited Quarterly Financials – Fiscal Year 2021

June 2021



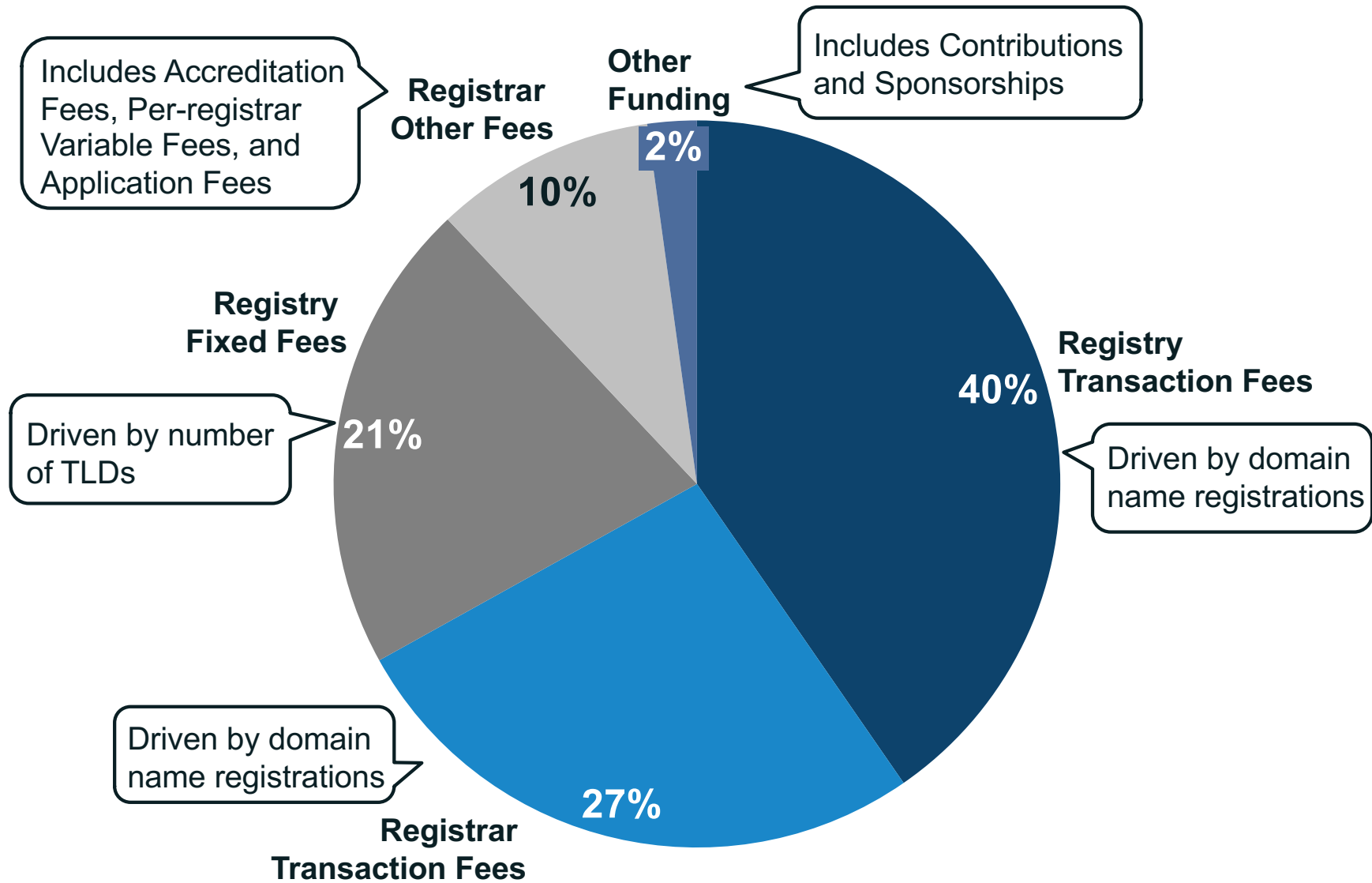
ICANN Operations

FY21 (Jul 20 – Jun 21) Financial Overview

ICANN Operations	FY21 Actual	FY21 Budget	Var	FY20 Actual	Var
Funding	\$142	\$129	\$12	\$141	\$1
Expenses	\$116	\$129	\$13	\$125	\$8
Net Operating Excess/(Deficit)	\$25	\$0	\$25	\$16	\$9
Average Headcount	392	395	3	388	-4

FY21 (Jul 20 – Jun 21) Funding by Category

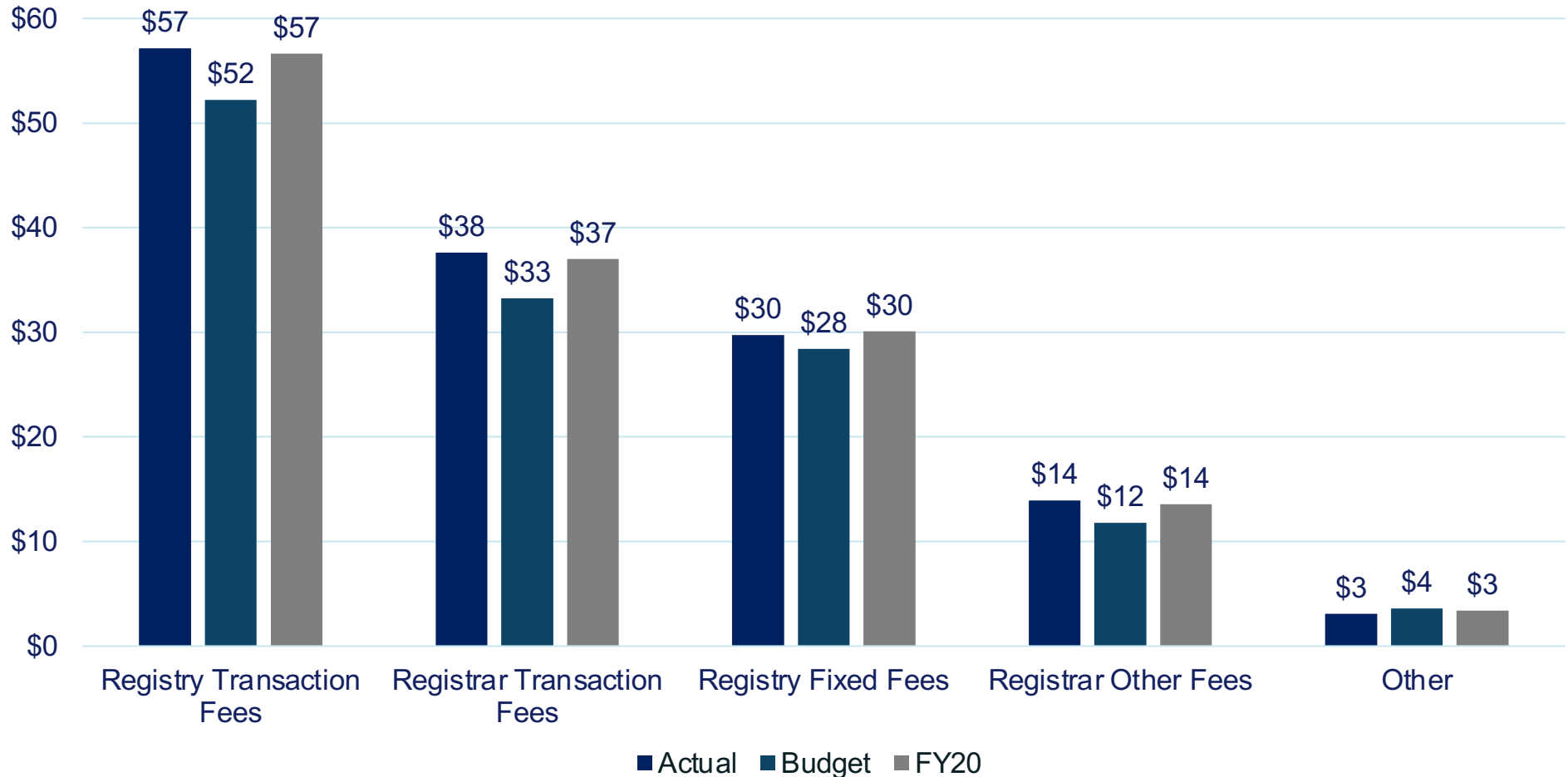
FY21 Funding- \$142M



FY21 (Jul 20 – Jun 21) Funding vs Budget & FY20

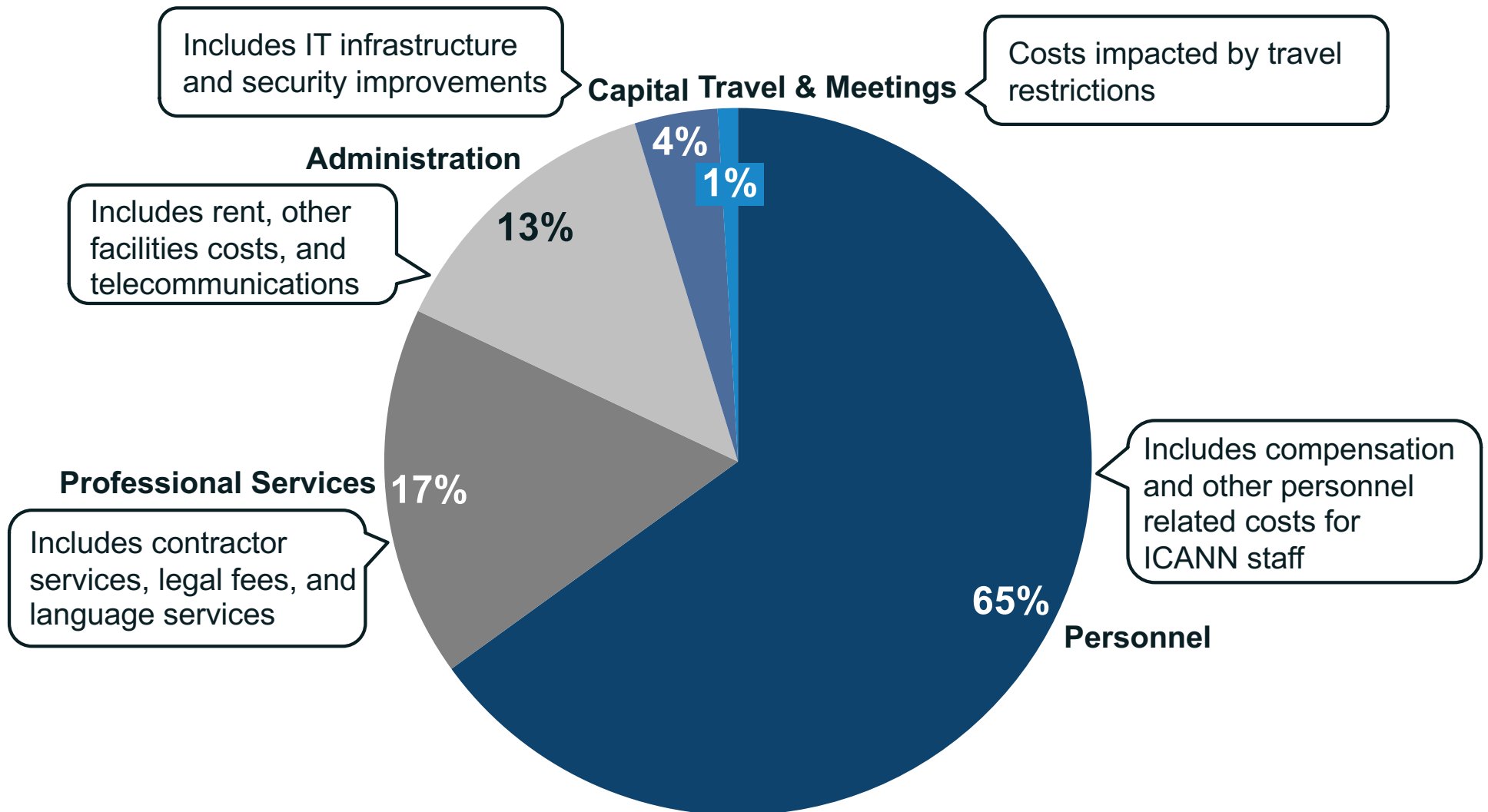
- Funding is higher than Budget as transaction volumes and number of contracted parties were projected to decline in the Budget but have remained stable to prior year

Actual:	\$ 142M
Budget:	\$ 129M
FY20:	\$ 141M



FY21 (Jul 20 – Jun 21) Expenses by Cost Category

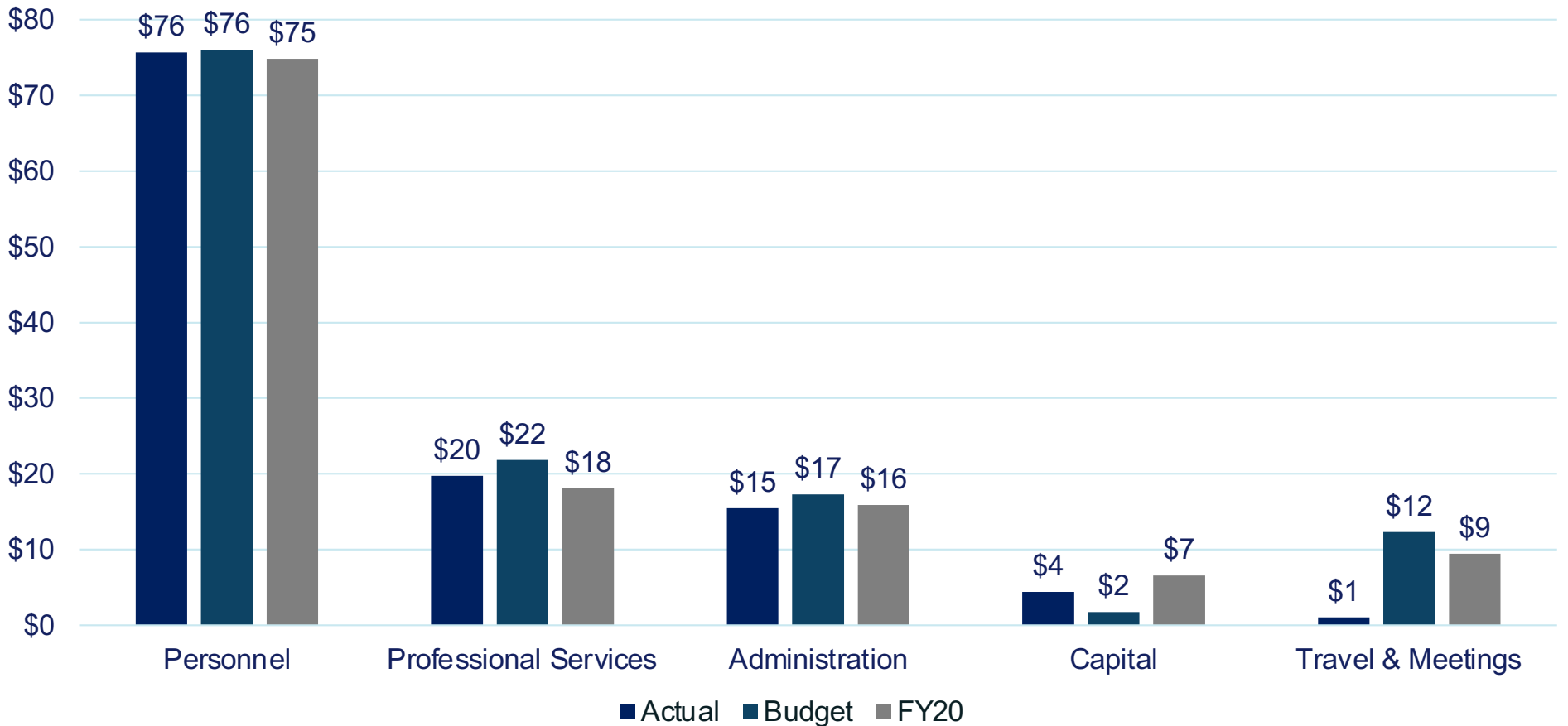
FY21 Expenses- \$116M



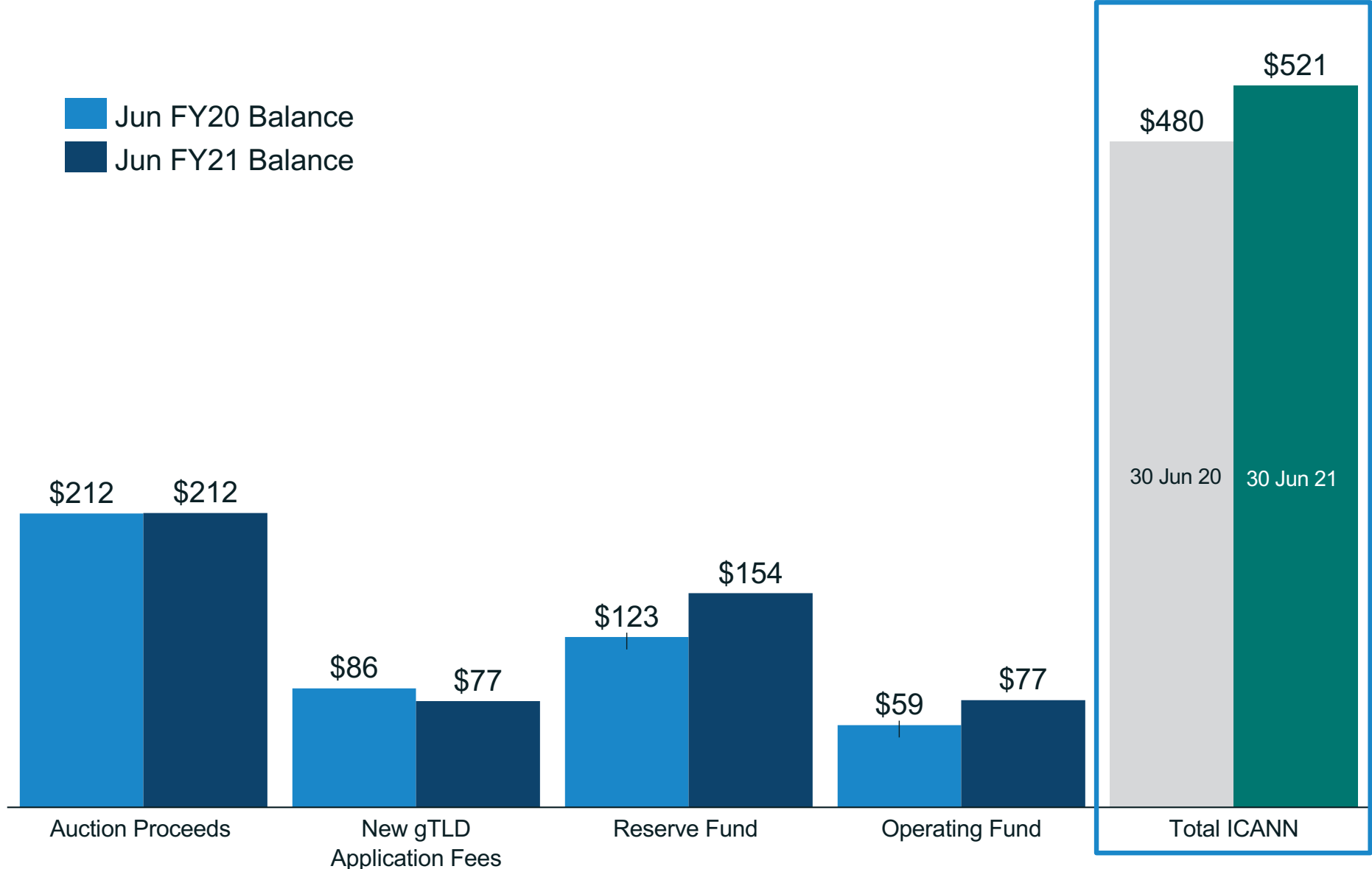
FY21 (Jul 20 – Jun 21) Operating & Capital Expense

- Lower Travel & Meetings due to travel restrictions from the COVID-19 pandemic

Actual:	\$ 116M
Budget:	\$ 129M
FY20:	\$ 125M



FY21 Funds Under Management



Total ICANN represents sum of month-end balances for all accounts



New gTLD Program

New gTLD Program – Multiyear Forecast (as of Jun 2021)

Application Fees Collected: \$361M

- Projected Refunds: \$53M

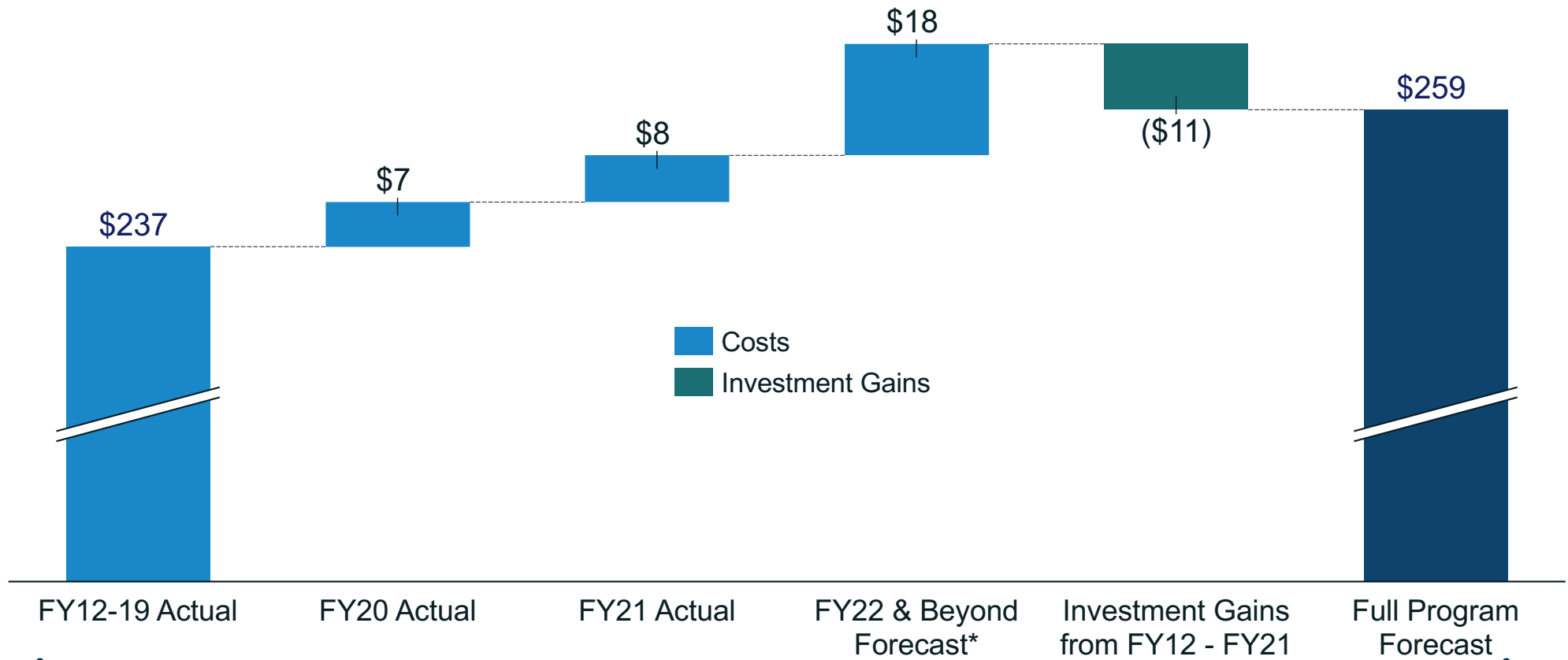
Applicant Fees Net of Refunds: \$308M

- Projected Program Costs: \$270M

+ Investment Gains from FY12 - FY21: \$11M

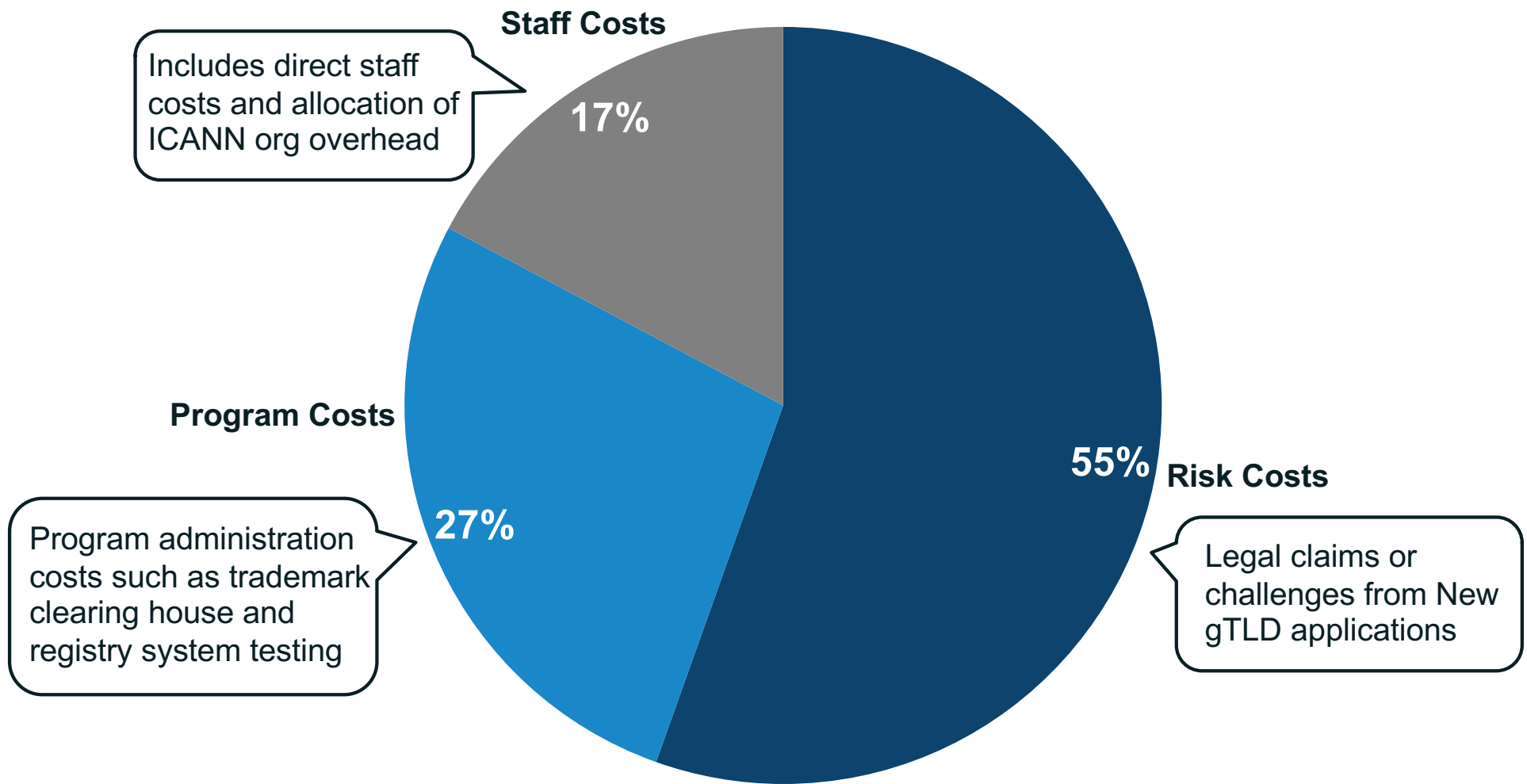
Projected Remaining Funds: \$49M

*Risk Costs and Investment Gains are not estimated for future years



FY21 New gTLD Expenses

FY21 New gTLD Expenses- \$8M



Appendix

Supplemental Financials

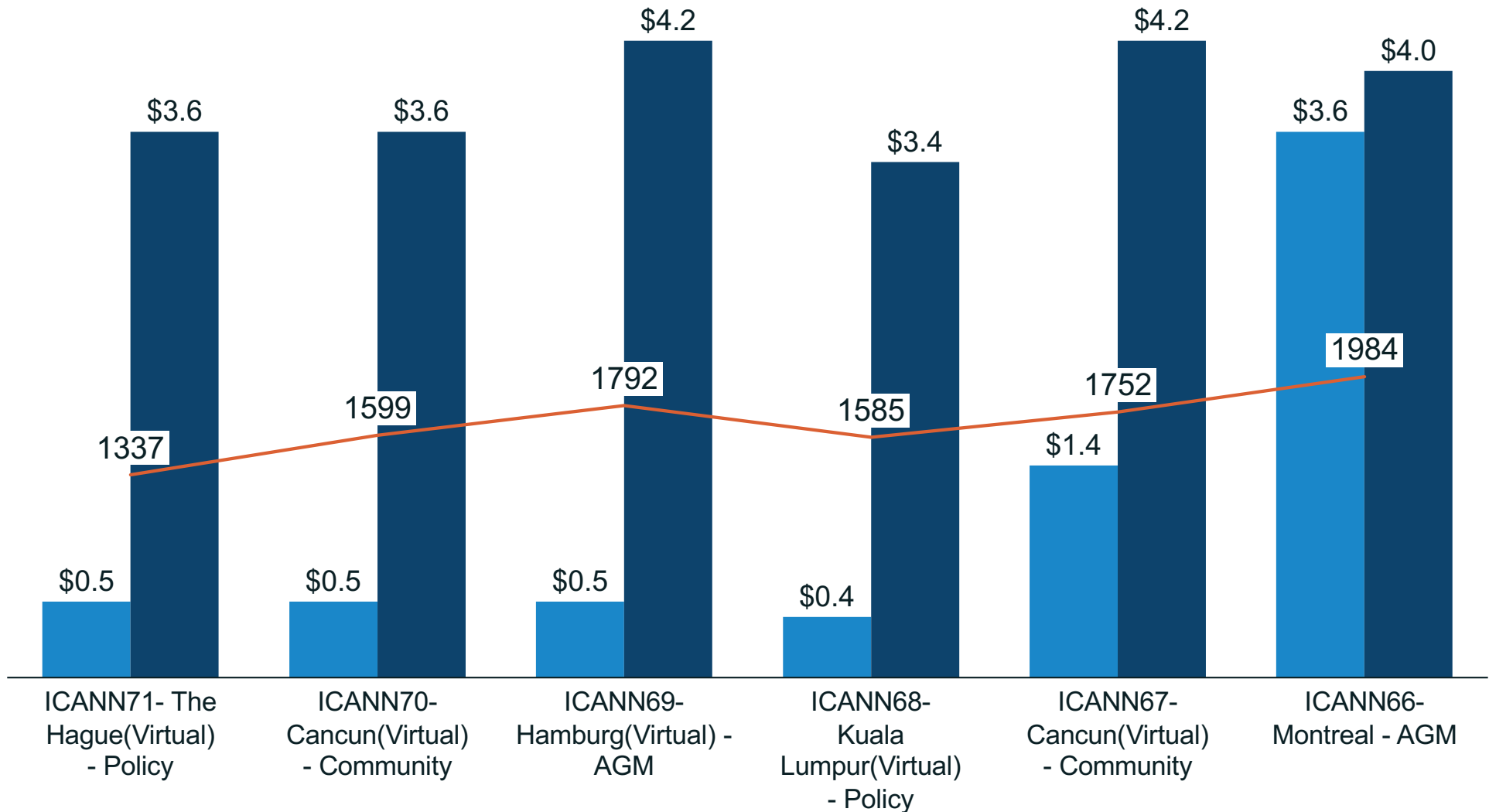
ICANN71- Expense by Category

ICANN71 (Virtual) June 2021	Total Actual	Total Budget	(Higher)/ Lower
Attendee Travel	0.0	2.0	1.9
Audio/Visual	0.0	0.7	0.6
Catering	0.0	0.3	0.3
Language Services	0.4	0.3	(0.1)
Meeting Space	0.0	0.3	0.3
Other	0.0	0.0	0.0
Total Expenses	0.5	3.6	3.1

- Majority of expenses for virtual meetings are the language services costs for transcription and translation
- ICANN71 was budgeted to occur as a face-to-face meeting

ICANN Meeting Trends

Actual Budget Attendance



ICANN 67-Cancun (Virtual) expenses are higher than other virtual meetings due to one-time technical investments, good faith payments, and cancellation fees incurred due to timing of face-to-face meeting cancellation



FY21 Statement of Position as of 30 June 2021

USD in millions Unaudited	30 Jun 2021			30 Jun 2020			Increase/ (Decrease)		
	ICANN	New gTLD	Total	ICANN	New gTLD	Total	ICANN Ops	New gTLD	Total
ASSETS									
Total Cash & Cash Equivalents	77.4	1.4	78.9	59.4	1.6	61.0	18.0	(0.2)	17.9
Investments	154.3	287.4	441.7	123.0	296.1	419.1	31.3	(8.7)	22.6
Funds Under Management	231.7	288.8	520.5	182.4	297.8	480.1	49.3	(8.9)	40.4
Receivables	35.6	0.0	35.6	33.7	0.0	33.7	1.9	(0.0)	1.9
Prepaid Expenses	3.5	0.0	3.5	3.1	0.0	3.1	0.3	0.0	0.3
Plant, Property & Equipment - Net	14.9	0.0	14.9	14.5	0.0	14.5	0.4	0.0	0.4
Other Assets	1.7	(0.2)	1.5	2.4	(0.9)	1.4	(0.7)	0.7	0.1
TOTAL ASSETS	287.4	288.6	576.0	236.1	296.8	532.9	51.3	(8.2)	43.2
LIABILITIES AND NET ASSETS									
Accounts Payable & Accrued Liabilities	12.9	1.1	14.0	12.5	1.8	14.3	0.4	(0.7)	(0.3)
Deferred Funding	5.0	29.2	34.2	1.1	34.5	35.6	3.8	(5.3)	(1.4)
Other Liabilities	0.0	0.0	0.0	0.0	0.0	0.0	0.0	0.0	0.0
TOTAL LIABILITIES	17.8	30.3	48.2	13.6	36.3	49.9	4.2	(5.9)	(1.7)
UNRESTRICTED/RESTRICTED ASSETS	222.5	260.5	483.0	199.6	270.1	469.8	22.8	(9.6)	13.2
CURRENT YEAR CHANGE IN NET ASSETS	47.1	(2.2)	44.9	22.8	(9.6)	13.2	24.3	7.4	31.7
TOTAL NET ASSETS	269.6	258.3	527.9	222.5	260.5	483.0	47.1	(2.2)	44.9
TOTAL LIABILITIES & NET ASSETS	287.4	288.6	576.0	236.1	296.8	532.9	51.3	(8.2)	43.2

FY21 Cash Flow Synopsis as of 30 June 2021

Cash Flow Statement Unaudited	FY21 - Year to Date		
	ICANN Ops	New gTLD	Total
Operating Activities			
Cash Received from Funding	143.3	0.0	143.3
Cash Paid to Personnel	(74.9)	(0.7)	(75.6)
Cash Paid for Purchases	(35.9)	(8.8)	(44.7)
Total Cash from Operating Activities	32.5	(9.5)	23.0
Investing Activities			
Total Investment Income	21.3	0.5	21.8
Capital Expenditures	(4.4)	0.0	(4.4)
Total Cash from Investing Activities	16.9	0.5	17.4
Net Change in Cash Flow	49.3	(8.9)	40.4
Funds Under Management Beginning of Period	182.4	297.8	480.1
Funds Under Management End of Period	231.7	288.8	520.5

New gTLD 2012 Round - Multiyear Cost Details

New gTLD Program 2012 Round	Statement of Activities by Fiscal Year					Statement of Activities for Full Program (Jun 2021) Current Estimate
	FY12 - FY20 Actual	FY21 Actual	FY22 Forecast	FY23 Budget	FY24 & Beyond Forecast	
New gTLD Applicant Fees	360	0	0	0	1	361
Refunds	(52)	-	(0)	(0)	(0)	(53)
Applicant Fees (Net of Refunds) ¹	\$ 308	\$ 0	\$ 0	\$ 0	\$ 0	\$ 308
Initial and Extended Evaluation	(68)	-	-	-	-	(68)
Quality Control and Objection Processes	(11)	-	-	-	-	(11)
Pre-delegation	(12)	-	-	-	-	(12)
Program Costs	(38)	(2)	(4)	(5)	(6)	(54)
Staff Costs	(56)	(1)	(1)	(1)	(1)	(61)
Operating Expenses	\$ (185)	\$ (4)	\$ (5)	\$ (6)	\$ (7)	\$ (206)
Historical Development Costs	(32)	-	-	-	-	(32)
Risk Costs	(25)	(4)	-	-	-	(30)
Non Operating Expenses	\$ (58)	\$ (4)	\$ -	\$ -	\$ -	\$ (62)
Other Income/(Expense)	\$ (2)	\$ -	\$ -	\$ -	\$ -	\$ (2)
Investment Income/(Expense)	\$ 11	\$ 0	\$ -	\$ -	\$ -	\$ 11
Total Expenses	\$ (234)	\$ (8)	\$ (5)	\$ (6)	\$ (7)	\$ (259)
Net Remaining New gTLD Funds	\$ 74	\$ (8)	\$ (5)	\$ (6)	\$ (6)	\$ 49

¹ Reflects adoption of new revenue recognition standard ASC 606. The adoption of ASC 606 had no impact to ICANN's funding or cash balances. Rather, the adoption of ASC 606 only impacted the timing of the recognition of the revenue from the application fees associated with the 2012 round of the New gTLD Program.