



Registry Operator's MONTHLY REPORT

March 2003

Prepared: April 17, 2003

**VeriSign Global Registry Services
21345 Ridgetop Circle
Dulles, VA 20166-6503**

VeriSign Registry Monthly Report –March 2003

As required by the ICANN/VeriSign Registry Agreements (Section 8 for .com; Section 3.15 for .net), this report provides an overview of VeriSign Registry activity through the end of the reporting month. The information is primarily presented in table and chart format with text explanations as deemed necessary. The information is provided in the order as listed in **Appendix T** of the Registry Agreements. Pursuant to the agreements, "...items 5 - 12 shall be kept confidential by ICANN until three months after the end of the month to which the report relates."

Information is organized as follows:

1.	Accredited Registrar Status.....	3
	Table 1 – Accredited Registrar Status – March 2003	3
2.	Service Level Agreement Performance.....	3
	Table 2 – Service Level Agreement Performance –March 2003.....	3
3.	TLD Zone File Access Activity	4
	Table 3 – gTLD Zone File Access Activity March 2003	4
4.	Completed SRS Software Releases.....	4
	Table 4 – Completed Shared Registration System Releases	4
5.	Domain Names Under Sponsorship – Per Registrar	5
6.	Name Servers Registered – Per Registrar	5
7.	Domain Names Registered by Registry Operator	5
8.	Whois Service Activity	5
	Table 5 – Total Monthly “Whois” Queries (millions).....	5
9.	Monthly Growth Trends.....	6
	Table 6 – Total Monthly Domain Name Transaction Trend by Category (millions).....	6
	Table 7 –Total Monthly Name Server Transactions by Category (millions)	7
10.	Total Number of Transactions by Subcategory by Month.....	7
	Table 8 – Total Monthly Domain Name Write Transactions by Subcategory (millions) 7	
	Table 9 - Total Monthly Name Server Write Transactions by Subcategory (millions)....	8
11.	Average Daily Transaction Range (In Millions).....	9
	Figure 1 – Average Daily Transaction Range.....	9
12.	TLD Geographical Registrations Distribution	9
13.	Other Information.....	9
	Table 10 – Total Monthly Transactions by Category (In Millions).....	9
	Figure 2 – Total Transactions by Month (In millions)	10
	Figure 3 – TLD Registrations Distribution –March 31, 2003	11

VeriSign Registry Monthly Report –March 2003

1. Accredited Registrar Status

Table 1 displays the current number and status of the ICANN accredited registrars. The registrars are grouped into three categories:

1. **Operational Registrars:** Those who have authorized access into the Shared Registration System (SRS) for processing domain name registrations.
2. **Registrars In The Ramp-Up Period:** Those who have received a password to access the Registry operational test and evaluation (OT&E) environment. The OT&E environment is provided to allow registrars to develop and test their systems with the SRS.
3. **Registrars In The Pre-Ramp-Up Period:** Those who have been sent a welcome letter from the VeriSign Registry but have not yet executed the Registry Confidentiality Agreement and/or have not yet submitted a completed Registrar Information Sheet. In most cases registrars are sent welcome letters via overnight express mail on the same day accreditation notification is received from ICANN.

Table 1 – Accredited Registrar Status – March 2003

Status	# of Registrars Current
Operational Registrars	123
Registrars In Ramp-Up Period	38
Registrars In Pre-Ramp-Up Period	22
Total	183

2. Service Level Agreement Performance

Table 2 compares Service Level Agreement (SLA) Requirements with Actual Performance for the reporting month. As required by the ICANN/VeriSign Registry Agreements (Section 21 for .com; Section 3.3 for .net), the VeriSign Registry is committed to provide service levels as specified in Appendix D of the agreements and to comply with the requirements of the SLA in Appendix E of the agreements. The SLA is incorporated into the VeriSign Registry Registrar Agreement that is executed with all operational registrars. **Note:** *The SLA permits two 12-hour windows per year to perform major upgrades.*

Table 2 – Service Level Agreement Performance –March 2003

Metric	SLA Requirement	Actual Performance
Total outage	8 hours	2 hours 06 minutes
Unplanned outage	4 hours	0 hours 00 minutes
Check domain average	3 seconds	.01 seconds
Add domain average	5 seconds	.01 seconds

VeriSign Registry Monthly Report –March 2003

3. TLD Zone File Access Activity

Table 3 summarizes the zone file access activity for the current reporting month. As required by the ICANN/VeriSign Registry Agreements (Section 21 for .com; Section 3.9 for .net), the VeriSign Registry provides third parties bulk access to the zone files for the .com and .net TLDs.

Table 3 – gTLD Zone File Access Activity March 2003

Zone file access passwords previous month	808
New zone file access passwords	24
Total zone file access approvals end of reporting month	832

4. Completed SRS Software Releases

As required by the ICANN/VeriSign Registry Agreements (Section 21 for .com; Section 3.9 for .net), **Table 4** shows significant releases that have occurred since January 2002. The VeriSign Registry Shared Registration System (SRS) is continually being improved to better meet the needs of accredited registrars.

Table 4 – Completed Shared Registration System Releases

Release Name	Features	Target Date	Complete Date
Core Release 4.0	User features required by the new agreements to include global user id, bulk transfer from one registrar to many.	19 Jan 2002	19 Jan 2002
Core Release 4.1	Support of IPv.6, exclusion of orphan A records from gTLD zones, and minor enhancements for performance	18 Jun 2002	18 Jun 2002
Core Release 5.0	Migration of CSR/Registrar Tool from Dynamo to Weblogic, merge ASCII and IDN RRP application servers, restrict registration of name servers with invalid TLDs.	28 Sep 2002	28 Sep 2002
Core Release 5.1	Add ability to Restore a domain; Sync expiration dates; addition of 3 new statuses – redemption period, pending restore, and pending delete; modifications to the CSR/Registrar tools and Whois.	25 Jan 2003	25 Jan 2003
Core Release 5.2	IDN TC/SC variant blocking, RGP monthly reports, .org name server registrations, miscellaneous bug fixes.	26 April 2003	

VeriSign Registry Monthly Report –March 2003

5. Domain Names Under Sponsorship – Per Registrar

This data will be provided under separate cover.

6. Name Servers Registered – Per Registrar

This data will be provided under separate cover.

7. Domain Names Registered by Registry Operator

Per the requirements of the .com registry agreement Section 24.B and the .net registry agreements Section 3.6.2, as of 30 June 2002, the following names should be in Appendix X:

THE-VERISIGN-COM-NET-REGISTRY.COM
THE-VERISIGN-COM-NET-REGISTRY.NET
THE-VERISIGN-REGISTRY.COM
THE-VERISIGN-REGISTRY.NET
THEVERISIGNREGISTRY.COM
THEVERISIGNREGISTRY.NET
VCNR.COM
VCNR.NET
VERISIGN-COM-NET-REGISTRY.COM
VERISIGN-COM-NET-REGISTRY.NET
VERISIGNCNR.COM
VERISIGNCNR.NET
VRSN-CNR.COM
VRSN-CNR.NET
VRSN-COM-NET-REGISTRY.COM
VRSN-COM-NET-REGISTRY.NET
VRSNCNR.COM
VRSNCNR.NET
VRSNCOMNETREGISTRY.COM
VRSNCOMNETREGISTRY.NET

8. Whois Service Activity

Table 5 – Total Monthly “Whois” Queries (millions)

	Total Queries	Peak	Avg
Jan-02	740.3	39.8	23.9
Feb-02	701.4	33.2	25.0
Mar-02	731.6	37.9	23.6
Apr-02	735.4	41.4	24.5
May-02	651.7	34.6	21.0
Jun-02	607.9	29.0	20.3

VeriSign Registry Monthly Report –March 2003

	Total Queries	Peak	Avg
Jul-02	633.6	28.5	20.4
Aug-02	686.8	34.4	22.2
Sep-02	651.2	33.0	21.7
Oct-02	769.0	34.9	24.8
Nov-02	829.0	41.2	27.6
Dec-02	753.0	34.3	24.3
Jan-03	790.2	37.1	25.5
Feb-03	732.0	38.4	26.1
Mar-03	784.4	34.7	25.3

9. Monthly Growth Trends

There are three main categories of monthly transactions executed by registrars via the Registry Registrar Protocol (RRP) with the Shared Registration System (SRS):

1. **Query** – This category includes the following transactions: query a domain and query a server.
2. **Write** – This category includes the following transactions: adding a new domain, deleting a domain, modifying a domain name record, renewing a domain, transferring a domain, adding a server, deleting a server and modifying a server record.
3. **Check** – This category includes the following transactions: check a domain and check a server.

Table 6 shows the number of domain name transactions for each of these categories.

Table 7 shows the number of name server transactions for each of these categories.

Table 6 – Total Monthly Domain Name Transaction Trend by Category (millions)

	Total	Query	%	Write	%	Check	%
Jan-02	3,478.5	39.8	1.1%	439.5	12.6%	2,999.2	86.2%
Feb-02	3,191.9	37.6	1.2%	345.7	10.8%	2,808.6	88.0%
Mar-02	2,936.9	33.1	1.1%	774.7	26.4%	2,129.1	72.5%
Apr-02	1,685.5	33.3	2.0%	562.0	33.3%	1,090.3	64.7%
May-02	5,154.4	37.1	0.7%	1,795.3	34.8%	3,322.0	64.4%
Jun-02	3,236.2	23.7	0.7%	1,211.0	37.4%	2,001.5	61.8%
Jul-02	2,680.9	26.6	1.0%	1,805.2	67.3%	849.1	31.7%
Aug-02	1,661.1	34.5	2.1%	1,225.4	73.8%	401.1	24.2%
Sep-02	3,044.4	32.4	1.1%	2,533.8	83.2%	478.2	15.7%
Oct-02	4,718.9	31.8	0.7%	4,070.5	86.3%	616.6	13.1%
Nov-02	4,953.5	35.6	0.7%	4,324.4	87.3%	593.5	12.0%

VeriSign Registry Monthly Report –March 2003

	Total	Query	%	Write	%	Check	%
Dec-02	5,184.0	37.3	0.7%	4,614.3	89.0%	532.4	10.3%
Jan-03	5,238.7	45.8	0.9%	4,687.7	89.5%	505.2	9.6%
Feb-03	4,430.2	40.5	0.9%	4,079.9	92.1%	309.8	7.0%
Mar-03	4,034.1	40.6	1.0%	3,481.7	86.3%	511.8	12.7%

Table 7 –Total Monthly Name Server Transactions by Category (millions)

	Total	Query	%	Write	%	Check	%
Jan-02	28.4	14.7	52.0%	0.6	2.0%	13.0	46.0%
Feb-02	20.4	12.3	60.2%	0.5	2.4%	7.6	37.4%
Mar-02	23.1	13.7	59.2%	0.2	1.1%	9.2	39.7%
Apr-02	24.4	13.2	54.0%	0.2	0.8%	11.0	45.2%
May-02	22.7	12.8	56.4%	0.2	0.9%	9.7	42.7%
Jun-02	19.4	11.6	59.6%	0.2	1.2%	7.6	39.2%
Jul-02	20.9	11.9	57.2%	0.3	1.6%	8.6	41.2%
Aug-02	19.1	11.4	59.7%	0.2	1.1%	7.5	39.2%
Sep-02	18.4	11.4	61.8%	0.1	0.7%	6.9	37.4%
Oct-02	20.5	12.0	58.9%	0.2	0.8%	8.3	40.4%
Nov-02	20.8	13.5	65.0%	0.2	0.8%	7.1	34.2%
Dec-02	18.5	12.0	65.0%	0.2	0.9%	6.3	34.0%
Jan-03	26.0	13.9	53.5%	0.2	0.9%	11.8	45.6%
Feb-03	23.6	13.1	55.7%	0.3	1.3%	10.1	43.0%
Mar-03	25.8	13.6	52.7%	0.4	1.5%	11.8	45.8%

10. Total Number of Transactions by Subcategory by Month

Table 8 shows the number of domain name ‘write’ transactions. **Table 9** shows the number of name server ‘write’ transactions.

Table 8 – Total Monthly Domain Name Write Transactions by Subcategory (millions)

	Total	Add	Delete	Modify	Renew	Transfer
Jan-02	439.5	428.6	1.1	8.2	0.7	0.8
Feb-02	345.7	333.4	1.6	9.4	0.7	0.6
Mar-02	774.7	762.7	3.2	7.5	0.7	0.6
Apr-02	562.0	550.7	3.1	7.0	0.6	0.6
May-02	1,795.3	1,783.8	2.2	7.8	0.6	0.9
Jun-02	1,211.0	1,202.9	1.4	5.5	0.5	0.6

VeriSign Registry Monthly Report –March 2003

	Total	Add	Delete	Modify	Renew	Transfer
Jul-02	1,805.2	1,797.3	1.1	5.5	0.5	0.8
Aug-02	1,225.4	1,213.1	1.2	9.7	0.5	0.9
Sep-02	2,533.8	2,526.1	0.9	5.2	0.6	1.0
Oct-02	4,070.5	4,060.1	1.0	7.6	0.5	1.3
Nov-02	4,324.4	4,312.4	0.9	9.4	0.6	1.2
Dec-02	4,614.3	4,606.9	0.9	5.2	0.7	0.7
Jan-03	4,687.7	4,678.5	0.9	6.5	0.9	1.1
Feb-03	4,079.9	4,070.2	0.7	7.2	0.7	1.0
Mar-03	3481.7	3,471.3	0.9	7.6	0.8	1.0

Table 9 - Total Monthly Name Server Write Transactions by Subcategory (millions)

	Total	Add	Delete	Modify
Jan-02	0.57	0.52	0.01	0.04
Feb-02	0.49	0.45	0.01	0.03
Mar-02	0.25	0.17	0.05	0.03
Apr-02	0.18	0.14	0.02	0.03
May-02	0.21	0.15	0.03	0.03
Jun-02	0.23	0.11	0.08	0.03
Jul-02	0.34	0.08	0.21	0.04
Aug-02	0.20	0.08	0.05	0.07
Sep-02	0.14	0.08	0.03	0.03
Oct-02	0.15	0.09	0.03	0.03
Nov-02	0.17	0.11	0.03	0.03
Dec-02	0.17	0.11	0.03	0.03
Jan-03	0.22	0.16	0.03	0.03
Feb-03	0.32	0.26	0.02	0.04
Mar-03	0.40	0.34	0.03	0.03

11. Average Daily Transaction Range (In Millions)

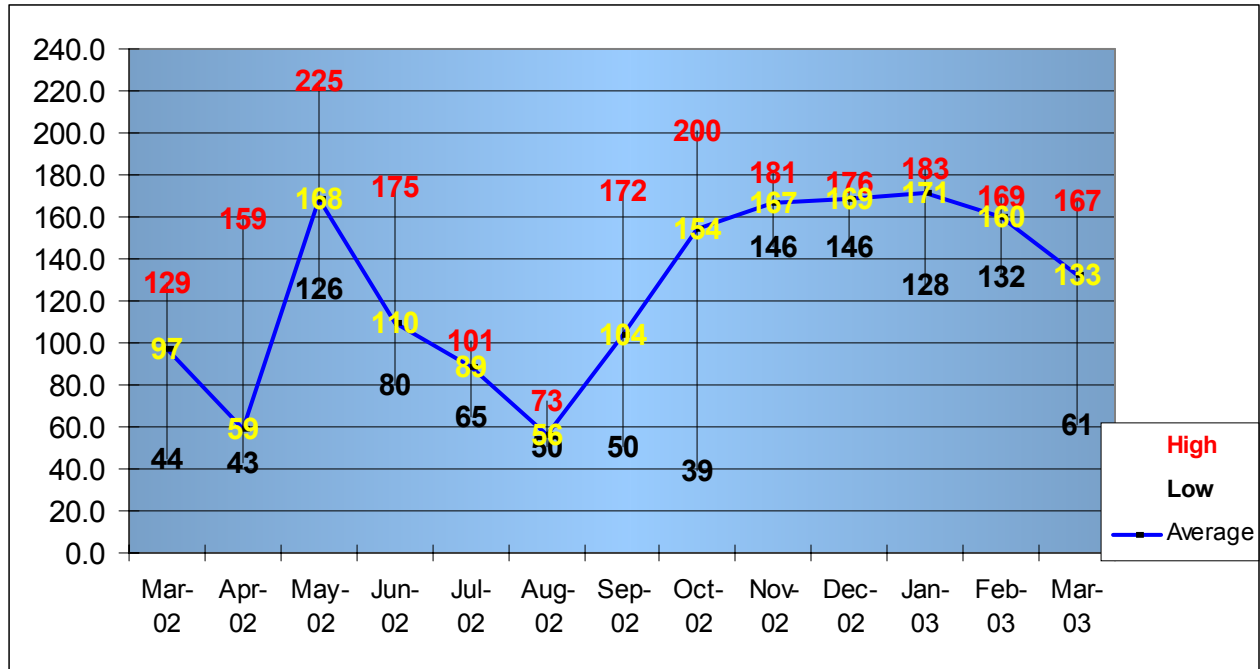


Figure 1 – Average Daily Transaction Range

12. TLD Geographical Registrations Distribution

The VeriSign Registry does not have registrant contact information.

13. Other Information

The following information is not required in the ICANN/VeriSign Registry Agreements but is provided as a continuation of data that was provided in monthly reports prior to the effective dates of the current agreements.

Table 10 shows the trend of total monthly transactions (domain names and name servers) for the .com and .net and TLDs.

Table 10 – Total Monthly Transactions by Category (In Millions)

	Total	Query	%	Write	%	Check	%
Jan-02	3,506.8	54.5	1.6%	440.1	12.5%	3,012.2	85.9%
Feb-02	3,212.2	49.8	1.6%	346.2	10.8%	2,816.2	87.7%
Mar-02	2,960.0	46.8	1.6%	775.0	26.2%	2,138.2	72.2%
Apr-02	1,709.9	46.4	2.7%	562.2	32.9%	1,101.3	64.4%
May-02	5,177.0	49.9	1.0%	1,795.5	34.7%	3,331.7	64.4%

VeriSign Registry Monthly Report –March 2003

	Total	Query	%	Write	%	Check	%
Jun-02	3,255.6	35.3	1.1%	1,211.3	37.2%	2,009.1	61.7%
Jul-02	2,701.7	38.5	1.4%	1,805.5	66.8%	857.7	31.7%
Aug-02	1,680.1	45.9	2.7%	1,225.6	72.9%	408.6	24.3%
Sep-02	3,062.7	43.8	1.4%	2,533.9	82.7%	485.1	15.8%
Oct-02	4,739.3	43.8	0.9%	4,070.7	85.9%	624.9	13.2%
Nov-02	4,974.3	49.1	1.0%	4,324.6	86.9%	600.6	12.1%
Dec-02	5,202.5	49.3	0.9%	4,614.5	88.7%	538.7	10.4%
Jan-03	5,264.7	59.7	1.1%	4,688.0	89.0%	517.0	9.8%
Feb-03	4,453.8	53.7	1.2%	4,080.2	91.6%	319.9	7.2%
Mar-03	4,059.9	54.2	1.3%	3,482.1	85.8%	523.6	12.9%

Figure 2 displays the monthly growth trend in total Registry transactions (domain names and name servers) in millions for the .com and .net TLDs.

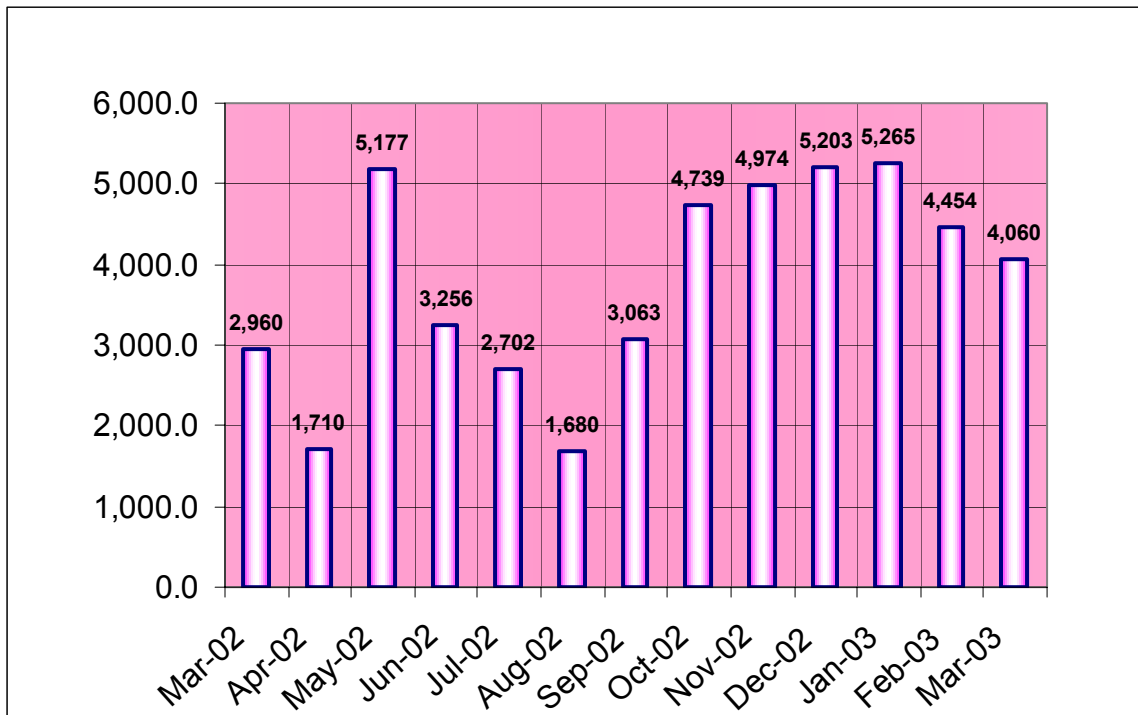


Figure 2 – Total Transactions by Month (In millions)

VeriSign Registry Monthly Report –March 2003

Figure 3 shows the percent of second-level domain names registered in each of the .com and .net gTLDs as of the end of the current reporting month.

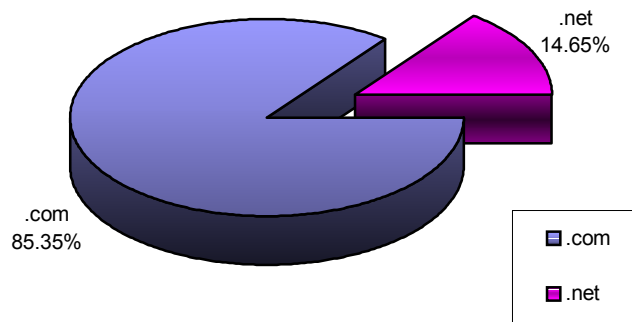


Figure 3 – TLD Registrations Distribution –March 31, 2003

The following information is provided as required by the ICANN/VeriSign Registry Agreements (.com, Section 8; .net and .org, Section 3.15; and requirements 5 and 6 in Appendix T for all three agreements). As stated in Appendix T, the following information "shall be kept confidential by ICANN until three months after the end of the month to which the report relates."

**Total Registrations in the VeriSign Registry Database and Name Server Count as of
March 31, 2003**

REGISTRAR	COM	NET	Domain Names	Name Servers
007Names, Inc.	1,923	279	2,202	70
1 Accredited Registrar	310	58	368	1
1 Domain Names International, Inc. d/b/a 1dni.com	2,782	420	3,202	104
1 eNameCo.	14,468	2,953	17,421	606
123 Easy Domain Names dba Signature Domains	15,804	5,985	21,789	392
123 Registration, Inc.	3,862	865	4,727	127
1stDomain.net, division of G+D International LLC	9,472	2,143	11,615	1,236
A Technology Company, Inc. d/b/a namesystem.com	3,954	541	4,495	93
Abacus America, Inc. dba Names4Ever	120,414	19,450	139,864	3,916
ABR Products, Inc. dba Nitin Networks	3		3	0
Active ISP ASA	59,170	11,043	70,213	263
Address Creation	9,028	1,117	10,145	360
Alices Registry, Inc.	139	37	176	12
All West Communications, Inc. d/b/a AW Registry	25,756	4,393	30,149	1,635
Alldomains.com Inc.	97,367	13,214	110,581	2,465
AllGlobalNames S.A.	670	235	905	38
America Online, Inc. dba AOL and/or CompuServe-AOL	4,321	1,494	5,815	75
Arsys Internet, S.L. d/b/a NICLINE.COM	21,929	3,130	25,059	61
Ascio Technologies, Inc.	88,793	22,697	111,490	952
AtCom Technology LLC	1,988	354	2,342	84
BB Online UK Ltd	10,615	1,998	12,613	254
Blueberry Hill Comm., Inc. dba 4Domains.com	10,856	1,286	12,142	210
BookMyName SAS	14,003	2,450	16,453	187
BulkRegister.com, Inc.	1,054,766	157,733	1,212,499	29,967
Capital Networks Pty LTD	49,830	6,865	56,695	2,069
Catalog.com, Inc.	30,071	3,788	33,859	275
CommuniGal Communications Ltd	4,132	354	4,486	24
Computer Services Langenbach GmbH dba joker.com	357,168	80,812	437,980	9,823
ComputerDataNetworks dba shop4domain/netonedomains	4,885	273	5,158	33
CORE Internet Council of Registrars	362,161	85,349	447,510	11,695
Corporate Domains, Inc.	2,597	883	3,480	96
Cronon AG Berlin, Niederlassung Regensburg	45,902	16,340	62,242	1,545
Cyidentity, Inc. d/b/a Cypack.com-Core	4	2	6	8
Deutsche Telekom AG	10,938	2,881	13,819	223
Direct Information Pvt. Ltd., dba Directl.com	37,350	4,722	42,072	2,250
Dodora Unified Communications, Inc.	545	54	599	20
Domain Bank, Inc.	149,312	22,492	171,804	2,781
Domain Registration Services	29,402	3,944	33,346	1,818
Domain The Net Technologies Ltd.	251	23	274	9
DomainDiscover	331,444	67,472	398,916	7,061
Domaininfo AB d/b/a domaininfo.com	22,227	5,581	27,808	3,223
DomainName, Inc.	3,631	562	4,193	16
DomainPeople, Inc.	114,247	16,940	131,187	7,514

The following information is provided as required by the ICANN/VeriSign Registry Agreements (.com, Section 8; .net and .org, Section 3.15; and requirements 5 and 6 in Appendix T for all three agreements). As stated in Appendix T, the following information "shall be kept confidential by ICANN until three months after the end of the month to which the report relates."

**Total Registrations in the VeriSign Registry Database and Name Server Count as of
March 31, 2003**

REGISTRAR	COM	NET	Domain Names	Name Servers
DomainRegistry.com, Inc.	8,702	1,296	9,998	405
DomainZoo.com, Inc.	5,170	1,030	6,200	141
DomReg Ltd.	11,580	3	11,583	28
DotForce Corp. d/b/a DotForce.com	616	97	713	5
Dotster, Inc.	509,055	85,623	594,678	28,578
Eastern Communications Co., Ltd.	7,163	884	8,047	219
Easyspace LTD	119,472	20,402	139,874	2,547
eMarkmonitor Inc. dba Markmonitor	10,135	2,304	12,439	192
EnCirca Inc	1,231	180	1,411	13
EnetRegistry.com Corporation	370	65	435	36
eNom, Inc.	1,431,589	202,600	1,634,189	47,941
EPAG Enter-Price Multimedia AG	48,761	21,596	70,357	377
Fabulous.com Pty Ltd.	111,769	1,435	113,204	103
FunPeas Media Ventures, LLC	323	49	372	4
Future Media Network K.K.	54	9	63	1
Gabia, Inc.	143,249	33,952	177,201	13,139
GANDI	269,679	65,761	335,440	18,022
GKG.Net, Inc.	83,771	15,206	98,977	4,113
Global Media Online, Inc	196,672	42,269	238,941	23,600
Globedom Datenkommunikations GmbH	4,140	1,223	5,363	403
Go Daddy Software, Inc.	1,483,569	247,452	1,731,021	58,524
HANGANG Systems, Inc. d/b/a doregi.com	79,556	20,315	99,871	7,812
I.D.R. Internet Domain Registry Ltd.	1,722	122	1,844	68
iHoldings.com, Inc. d/b/a Dotregistrar.com	571,510	70,482	641,992	7,976
INAMES Corp	1,105	387	1,492	108
Innerwise, Inc. d/b/a ltsYourDomain.com	305,371	42,255	347,626	6,977
InterAccess Co.	1,355	233	1,588	32
Interactive Telecom Network, Inc.	1,366	138	1,504	2
Intercosmos Media Group, Inc. d/b/a directNIC.com	654,898	87,510	742,408	22,906
Interdomain, S.A.	30,108	5,194	35,302	651
Internetters Limited	15,484	537	16,021	30
Key-Systems GmbH	33,801	9,495	43,296	1,740
Korea Information Certificate Authority Inc dba DomainCA.co	7,437	1,390	8,827	219
Melbourne IT, Ltd. d/b/a Internet Names Worldwide	1,386,167	235,613	1,621,780	17,457
Mobilcom City Line GmbH d/b/a freenet Datenkommunikation	111	69	180	8
Moniker Online Services, Inc.	69,753	6,946	76,699	225
NAMEBAY	38,758	7,338	46,096	1,402
NameEngine, Inc.	7,170	1,775	8,945	135
NameScout Corp	33,985	5,535	39,520	1,082
NamesDirect.Com, Inc.	106,337	19,566	125,903	2,852
NameSecure.com	104,381	17,229	121,610	1,385
NameTree, Inc.	15		15	0
Netbenefit PLC aka NetNames	33,706	8,523	42,229	198
Neteka, Inc. dba namesbeyond.com	4,190	605	4,795	90
Netpia.com, Inc.	93,635	20,027	113,662	4,222
Network Solutions, Inc.	6,503,888	1,095,376	7,599,264	334,841

The following information is provided as required by the ICANN/VeriSign Registry Agreements (.com, Section 8; .net and .org, Section 3.15; and requirements 5 and 6 in Appendix T for all three agreements). As stated in Appendix T, the following information "shall be kept confidential by ICANN until three months after the end of the month to which the report relates."

**Total Registrations in the VeriSign Registry Database and Name Server Count as of
March 31, 2003**

REGISTRAR	COM	NET	Domain Names	Name Servers
Nominalia Internet S.L.	3,049	607	3,656	341
NORDNET	72,819	4,982	77,801	214
Omnis Network, LLC	12,743	1,784	14,527	714
OnlineNIC, Inc.	397,200	58,700	455,900	7,047
OVH	21,507	5,451	26,958	1,379
pairNIC	21,411	3,285	24,696	779
Parava Networks Inc dba RegistratYa.com nAAme.com	37,255	5,859	43,114	1,210
pAsia, Inc.	2,966	610	3,576	214
Primus Telco Pty Ltd dba PrimusDomain/PlanetDomain	23,684	4,328	28,012	1,961
PSI-Japan, Inc.	25,958	4,929	30,887	4,703
PSI-USA, Inc.	1,357	633	1,990	30
R&K GlobalBusinessServices, Inc. dba 000Domains.com	22,694	3,149	25,843	833
Register.com (2)	2	1	3	0
register.com, Inc.	2,306,862	382,729	2,689,591	95,555
Register.it SPA	19,637	4,438	24,075	163
Registration Technologies, Inc.	25,449	9,649	35,098	81
SafeNames Ltd	1,156	203	1,359	21
Schlund+Partner AG	442,382	151,985	594,367	2,482
Secura GmbH	3,820	1,304	5,124	159
Sitename.com LLC	296	66	362	0
Spot Domain LLC dba Domainsite.com	15,136	2,861	17,997	243
Stargate Communications, Inc.	154,651	26,292	180,943	6,112
The Name It Corporation dba aitdomains.com	76,278	11,071	87,349	2,928
The Registry at Info Avenue d/b/a IA Registry	111,000	6,508	117,508	401
TLDs, Inc. dba SRSplus	59,124	12,181	71,305	2,182
Today and Tomorrow Co. Ltd.	11,270	3,457	14,727	699
TotalRegistrations	37,641	7,373	45,014	1,476
Transpac	22,142	3,041	25,183	496
Tucows, Inc.	2,592,369	445,297	3,037,666	88,213
Universal Registration Services, Inc.	7,073	1,474	8,547	9
Verisign Global Registry Services	10	10	20	10
Virtual Internet Plc.	1,549	300	1,849	12
Web Commerce Communications Limited dba WebNic.cc	1,128	156	1,284	39
Wild West Domains, Inc.	119,956	17,223	137,179	3,808
Wooho T&C Co., Ltd. d/b/a rgnames.com	7,353	1,724	9,077	380
Xin Net Corp.	166,619	26,547	193,166	9,183
YesNIC Co. Ltd.	196,091	46,292	242,383	23,263
TOTALS	24,683,006	4,229,807	28,912,813	961,740