



# **Registry Operator's MONTHLY REPORT**

**August 2003**

**Prepared: September 18, 2003**

**VeriSign Naming and Directory Services  
21345 Ridgetop Circle  
Dulles, VA 20166-6503**

As required by the ICANN/VeriSign Registry Agreements (Section 8 for .com; Section 3.15 for .net), this report provides an overview of VeriSign Registry activity through the end of the reporting month. The information is primarily presented in table and chart format with text explanations as deemed necessary. The information is provided in the order as listed in *Appendix T* of the Registry Agreements. Pursuant to the agreements, "...items 5 - 12 shall be kept confidential by ICANN until three months after the end of the month to which the report relates."

Information is organized as follows:

1.	Accredited Registrar Status.....	3
	Table 1 – Accredited Registrar Status –August 2003 .....	3
2.	Service Level Agreement Performance.....	3
	Table 2 – Service Level Agreement Performance –August 2003.....	3
3.	TLD Zone File Access Activity .....	4
	Table 3 – gTLD Zone File Access Activity –August 2003 .....	4
4.	Completed SRS Software Releases.....	4
	Table 4 – Completed Shared Registration System Releases .....	4
5.	Domain Names Under Sponsorship – Per Registrar .....	5
6.	Name Servers Registered – Per Registrar .....	5
7.	Domain Names Registered by Registry Operator .....	5
8.	Whois Service Activity .....	5
	Table 5 – Total Monthly “Whois” Queries (millions).....	5
9.	Monthly Growth Trends.....	6
	Table 6 – Total Monthly Domain Name Transaction Trend by Category (millions).....	6
	Table 7 –Total Monthly Name Server Transactions by Category (millions) .....	7
10.	Total Number of Transactions by Subcategory by Month.....	7
	Table 8 – Total Monthly Domain Name Write Transactions by Subcategory (millions) 7	
	Table 9 – Total Monthly Name Server Write Transactions by Subcategory (millions) ....	8
11.	Average Daily Transaction Range (In Millions).....	9
	Figure 1 – Average Daily Transaction Range.....	9
12.	TLD Geographical Registrations Distribution .....	9
13.	Deleted Names - Per Registrar .....	9
14.	Restored Names - Per Registrar .....	9
15.	Violations of Registrar Restore Report - Per Registrar.....	9
16.	Other Information.....	10
	Table 10 – Total Monthly Transactions by Category (In Millions).....	10
	Figure 2 – Total Transactions by Month (In millions) .....	11
	Figure 3 – TLD Registrations Distribution August 30, 2003 .....	11

## 1. Accredited Registrar Status

**Table 1** displays the current number and status of the ICANN accredited registrars. The registrars are grouped into three categories:

1. **Operational Registrars:** Those who have authorized access into the Shared Registration System (SRS) for processing domain name registrations.
2. **Registrars In The Ramp-Up Period:** Those who have received a password to access the Registry operational test and evaluation (OT&E) environment. The OT&E environment is provided to allow registrars to develop and test their systems with the SRS.
3. **Registrars In The Pre-Ramp-Up Period:** Those who have been sent a welcome letter from the VeriSign Registry but have not yet executed the Registry Confidentiality Agreement and/or have not yet submitted a completed Registrar Information Sheet. In most cases registrars are sent welcome letters via overnight express mail on the same day accreditation notification is received from ICANN.

**Table 1 – Accredited Registrar Status –August 2003**

Status	# of Registrars Current
Operational Registrars	142
Registrars In Ramp-Up Period	27
Registrars In Pre-Ramp-Up Period	22
<b>Total</b>	<b>191</b>

## 2. Service Level Agreement Performance

**Table 2** compares Service Level Agreement (SLA) Requirements with Actual Performance for the reporting month. As required by the ICANN/VeriSign Registry Agreements (Section 21 for .com; Section 3.3 for .net), the VeriSign Registry is committed to provide service levels as specified in Appendix D of the agreements and to comply with the requirements of the SLA in Appendix E of the agreements. The SLA is incorporated into the VeriSign Registry Registrar Agreement that is executed with all operational registrars. **Note:** *The SLA permits two 12-hour windows per year to perform major upgrades.*

**Table 2 – Service Level Agreement Performance –August 2003**

Metric	SLA Requirement	Actual Performance
Total outage	8 hours	<b>0 hours 00 minutes</b>
Unplanned outage	4 hours	<b>0 hours 00 minutes</b>
Check domain average	3 seconds	<b>.01 seconds</b>
Add domain average	5 seconds	<b>.02 seconds</b>

### 3. TLD Zone File Access Activity

**Table 3** summarizes the zone file access activity for the current reporting month. As required by the ICANN/VeriSign Registry Agreements (Section 21 for .com; Section 3.9 for .net), the VeriSign Registry provides third parties bulk access to the zone files for the .com and .net TLDs.

**Table 3 – gTLD Zone File Access Activity –August 2003**

Zone file access passwords previous month	906
New zone file access passwords	8
Total zone file access approvals end of reporting month	914

### 4. Completed SRS Software Releases

As required by the ICANN/VeriSign Registry Agreements (Section 21 for .com; Section 3.9 for .net), **Table 4** shows significant releases that have occurred since January 2002. The VeriSign Registry Shared Registration System (SRS) is continually being improved to better meet the needs of accredited registrars.

**Table 4 – Completed Shared Registration System Releases**

Release Name	Features	Target Date	Complete Date
Core Release 4.0	User features required by the new agreements to include global user id, bulk transfer from one registrar to many.	19 Jan 2002	19 Jan 2002
Core Release 4.1	Support of IPv.6, exclusion of orphan A records from gTLD zones, and minor enhancements for performance	18 Jun 2002	18 Jun 2002
Core Release 5.0	Migration of CSR/Registrar Tool from Dynamo to Weblogic, merge ASCII and IDN RRP application servers, restrict registration of name servers with invalid TLDs.	28 Sep 2002	28 Sep 2002
Core Release 5.1	Add ability to Restore a domain; Sync expiration dates; addition of 3 new statuses – redemption period, pending restore, and pending delete; modifications to the CSR/Registrar tools and Whois.	25 Jan 2003	25 Jan 2003
Core Release 5.2	IDN TC/SC variant blocking, RGP monthly reports, .org name server registrations, miscellaneous bug fixes.	26 April 2003	26 April 2003
Core Release 5.2.1	Chinese IDN variants	17 May 2003	17 May 2003

Release Name	Features	Target Date	Complete Date
Core Release 5.3	IDN Punycode migration, IDN language tags, prohibited Unicode points	27 Sep 2003	

## 5. Domain Names Under Sponsorship – Per Registrar

This data will be provided under separate cover.

## 6. Name Servers Registered – Per Registrar

This data will be provided under separate cover.

## 7. Domain Names Registered by Registry Operator

Per the requirements of the .com registry agreement Section 24.B and the .net registry agreements Section 3.6.2, as of 30 June 2002, the following names should be in Appendix X:

THE-VERISIGN-COM-NET-REGISTRY.COM  
 THE-VERISIGN-COM-NET-REGISTRY.NET  
 THE-VERISIGN-REGISTRY.COM  
 THE-VERISIGN-REGISTRY.NET  
 THEVERISIGNREGISTRY.COM  
 THEVERISIGNREGISTRY.NET  
 VCNR.COM  
 VCNR.NET  
 VERISIGN-COM-NET-REGISTRY.COM  
 VERISIGN-COM-NET-REGISTRY.NET  
 VERISIGNCNR.COM  
 VERISIGNCNR.NET  
 VRSN-CNR.COM  
 VRSN-CNR.NET  
 VRSN-COM-NET-REGISTRY.COM  
 VRSN-COM-NET-REGISTRY.NET  
 VRSNCNR.COM  
 VRSNCNR.NET  
 VRSNCOMNETREGISTRY.COM  
 VRSNCOMNETREGISTRY.NET

## 8. Whois Service Activity

Table 5 – Total Monthly “Whois” Queries (millions)

	Total Queries	Peak	Avg
Jul-02	633.6	28.5	20.4
Aug-02	686.8	34.4	22.2

	Total Queries	Peak	Avg
Sep-02	651.2	33.0	21.7
Oct-02	769.0	34.9	24.8
Nov-02	829.0	41.2	27.6
Dec-02	753.0	34.3	24.3
Jan-03	790.2	37.1	25.5
Feb-03	732.0	38.4	26.1
Mar-03	784.4	34.7	25.3
Apr-03	786.7	31.2	26.2
May-03	1,040.7	45.6	33.6
Jun-03	1,166.9	64.3	38.9
Jul-03	1,110.5	58.1	35.8
Aug-03	886.9	44.1	28.6

## 9. Monthly Growth Trends

There are six reported categories of monthly transactions executed by all registrars via the Registry Registrar Protocol (RRP) with the Shared Registration System (SRS):

1. **Write Domain** – This category includes the following transactions: adding a new domain, deleting a domain, modifying a domain name record, renewing a domain, auto-renew, transferring a domain, sync domain and restore a domain.
2. **Query Domain** – This category includes the following transactions: query a domain and query a domain transfer status.
3. **Check Domain** – This category includes the following transaction: check a domain.
4. **Write Server** – This category includes the following transactions: add name server, modify name server and delete name server.
5. **Query Server** – This category includes the following transaction: query name server.
6. **Check Server** – This category includes the following transaction: check name server.

Table 6 shows the number of domain name transactions for each of these categories.

Table 7 shows the number of name server transactions for each of these categories.

**Table 6 – Total Monthly Domain Name Transaction Trend by Category (millions)**

	Total	Write	%	Query	%	Check	%
Jul-02	2,680.9	1,805.2	67.3%	26.6	1.0%	849.1	31.7%
Aug-02	1,661.1	1,225.4	73.8%	34.5	2.1%	401.1	24.2%
Sep-02	3,044.4	2,533.8	83.2%	32.4	1.1%	478.2	15.7%
Oct-02	4,718.9	4,070.5	86.3%	31.8	0.7%	616.6	13.1%
Nov-02	4,953.5	4,324.4	87.3%	35.6	0.7%	593.5	12.0%
Dec-02	5,184.0	4,614.3	89.0%	37.3	0.7%	532.4	10.3%

	Total	Write	%	Query	%	Check	%
Jan-03	5,238.7	4,687.7	89.5%	45.8	0.9%	505.2	9.6%
Feb-03	4,430.2	4,079.9	92.1%	40.5	0.9%	309.8	7.0%
Mar-03	4,034.1	3,481.7	86.3%	40.6	1.0%	511.8	12.7%
Apr-03	2,291.7	1,755.5	76.6%	46.8	2.0%	489.5	21.4%
May-03	1,921.6	1,436.1	74.7%	45.6	2.4%	439.9	22.9%
Jun-03	2,273.2	1,794.7	79.0%	49.7	2.2%	428.8	18.9%
Jul-03	2,601.3	2,177.6	83.7%	43.2	1.7%	380.5	14.6%
Aug-03	1,325.0	856.0	64.6%	44.4	3.3%	424.6	32.0%

Table 7 – Total Monthly Name Server Transactions by Category (millions)

	Total	Write	%	Query	%	Check	%
Jul-02	20.9	0.3	1.6%	11.9	57.2%	8.6	41.2%
Aug-02	19.1	0.2	1.1%	11.4	59.7%	7.5	39.2%
Sep-02	18.4	0.1	0.7%	11.4	61.8%	6.9	37.4%
Oct-02	20.5	0.2	0.8%	12.0	58.9%	8.3	40.4%
Nov-02	20.8	0.2	0.8%	13.5	65.0%	7.1	34.2%
Dec-02	18.5	0.2	0.9%	12.0	65.0%	6.3	34.0%
Jan-03	26.0	0.2	0.9%	13.9	53.5%	11.8	45.6%
Feb-03	23.6	0.3	1.3%	13.1	55.7%	10.1	43.0%
Mar-03	25.8	0.4	1.5%	13.6	52.7%	11.8	45.8%
Apr-03	23.1	0.4	1.8%	9.8	42.7%	12.8	55.5%
May-03	15.9	0.3	2.1%	4.1	25.7%	11.5	72.2%
Jun-03	16.0	0.3	2.1%	4.1	25.7%	11.5	72.2%
Jul-03	14.6	0.4	4.2%	4.1	27.9%	10.2	69.7%
Aug-03	14.2	0.3	2.2%	4.4	30.6%	9.6	67.1%

## 10. Total Number of Transactions by Subcategory by Month

Table 8 shows the number of domain name ‘write’ transactions in subcategories as described in Subsections 9.1. The “Sync”, “Restore” and “No RGP Report” columns depict ACTUAL numbers where all other categories are shown in millions. Table 9 shows the number of name server “write” transactions by subcategory.

Table 8 – Total Monthly Domain Name Write Transactions by Subcategory (millions)

	In Millions						Sync	Restore	No RGP Report*
	Total	Add	Delete	Modify	Renew	Trans			
Jul-02	1,805.2	1,797.3	1.1	5.5	0.5	0.8	n/a	n/a	--
Aug-02	1,225.4	1,213.1	1.2	9.7	0.5	0.9	n/a	n/a	--

	In Millions								
	Total	Add	Delete	Modify	Renew	Trans	Sync	Restore	No RGP Report*
Sep-02	2,533.8	2,526.1	0.9	5.2	0.6	1.0	n/a	n/a	--
Oct-02	4,070.5	4,060.1	1.0	7.6	0.5	1.3	n/a	n/a	--
Nov-02	4,324.4	4,312.4	0.9	9.4	0.6	1.2	n/a	n/a	--
Dec-02	4,614.3	4,606.9	0.9	5.2	0.7	0.7	n/a	n/a	--
Jan-03	4,687.7	4,678.5	0.9	6.5	0.9	1.1	12	35	--
Feb-03	4,079.9	4,070.2	0.7	7.2	0.7	1.0	130	1,669	--
Mar-03	3,481.7	3,471.3	0.9	7.6	0.8	1.0	24	3,074	--
Apr-03	1,755.5	1,745.7	1.4	6.7	0.8	0.9	103	2,876	--
May-03	1,436.1	1,426.6	1.1	6.6	0.8	0.0	92	2,961	--
Jun-03	1,794.7	1,784.7	0.9	7.3	0.7	1.0	105	3,408	--
Jul-03	2,177.6	2,167.8	0.8	7.0	0.7	1.3	54	3,520	125
Aug-03	856.0	846.5	0.9	6.9	0.7	1.0	91	3,327	92

(NOTE\*: The number in the “No RGP Report” column is calculated by taking the difference between the number of restore commands and the number of restore reports received in the month. This number may vary slightly from the actual number of restores for which no report was received for a given month because of timing between when the restore command was issued and when the report was received.

**Table 9 – Total Monthly Name Server Write Transactions by Subcategory (millions)**

	Total	Add	Delete	Modify
Jul-02	0.34	0.08	0.21	0.04
Aug-02	0.20	0.08	0.05	0.07
Sep-02	0.14	0.08	0.03	0.03
Oct-02	0.15	0.09	0.03	0.03
Nov-02	0.17	0.11	0.03	0.03
Dec-02	0.17	0.11	0.03	0.03
Jan-03	0.22	0.16	0.03	0.03
Feb-03	0.32	0.26	0.02	0.04
Mar-03	0.40	0.34	0.03	0.03
Apr-03	0.42	0.35	0.03	0.03
May-03	0.33	0.27	0.03	0.03
Jun-03	0.33	0.27	0.03	0.03
Jul-03	0.36	0.29	0.03	0.04
Aug-03	0.32	0.26	0.03	0.04



### 11. Average Daily Transaction Range (In Millions)

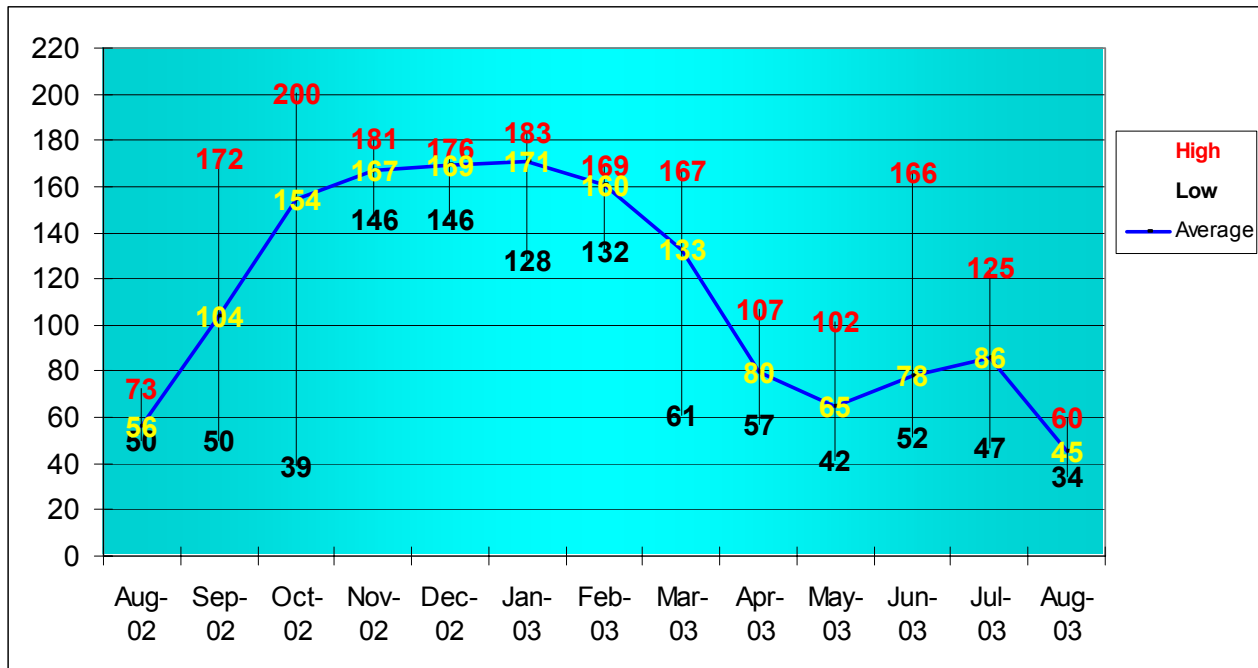


Figure 1 – Average Daily Transaction Range

### 12. TLD Geographical Registrations Distribution

The VeriSign Registry does not have registrant contact information.

### 13. Deleted Names - Per Registrar

This data will be provided under separate cover.

### 14. Restored Names - Per Registrar

This data will be provided under separate cover.

### 15. Violations of Registrar Restore Report - Per Registrar

This data is available through FTP site.

## 16. Other Information

The following information is not required in the ICANN/VeriSign Registry Agreements but is provided as a continuation of data that was provided in monthly reports prior to the effective dates of the current agreements.

**Table 10** shows the trend of total monthly transactions (domain names and name servers) for the .com and .net and TLDs.

**Table 10 – Total Monthly Transactions by Category (In Millions)**

	Total	Write	%	Query	%	Check	%
<b>Jul-02</b>	2,701.7	1,805.5	66.8%	38.5	1.4%	857.7	31.7%
<b>Aug-02</b>	1,680.1	1,225.6	72.9%	45.9	2.7%	408.6	24.3%
<b>Sep-02</b>	3,062.7	2,533.9	82.7%	43.8	1.4%	485.1	15.8%
<b>Oct-02</b>	4,739.3	4,070.7	85.9%	43.8	0.9%	624.9	13.2%
<b>Nov-02</b>	4,974.3	4,324.6	86.9%	49.1	1.0%	600.6	12.1%
<b>Dec-02</b>	5,202.5	4,614.5	88.7%	49.3	0.9%	538.7	10.4%
<b>Jan-03</b>	5,264.7	4,688.0	89.0%	59.7	1.1%	517.0	9.8%
<b>Feb-03</b>	4,453.8	4,080.2	91.6%	53.7	1.2%	319.9	7.2%
<b>Mar-03</b>	4,059.9	3,482.1	85.8%	54.2	1.3%	523.6	12.9%
<b>Apr-03</b>	2,314.8	1,755.9	75.9%	56.6	2.4%	502.3	21.7%
<b>May-03</b>	1,937.5	1,436.4	74.1%	49.7	2.6%	451.5	23.3%
<b>Jun-03</b>	2,289.2	1,795.1	78.4%	53.8	2.3%	440.3	19.2%
<b>Jul-03</b>	2,616.0	2,178.0	83.3%	47.3	1.8%	390.7	14.9%
<b>Aug-03</b>	1,339.2	856.3	63.9%	48.7	3.6%	434.2	32.4%

Figure 2 displays the monthly growth trend in total Registry transactions (domain names and name servers) in millions for the .com and .net TLDs.

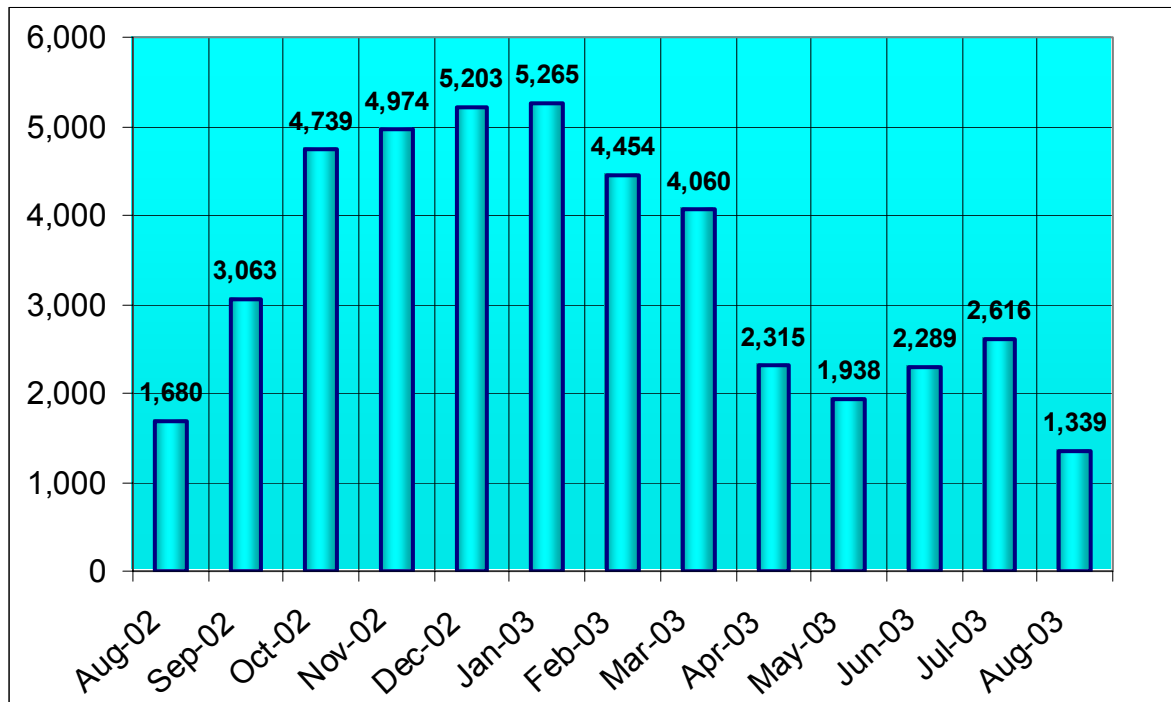


Figure 2 – Total Transactions by Month (In millions)

Figure 3 shows the percent of second-level domain names registered in each of the .com and .net gTLDs as of the end of the current reporting month.




Figure 3 – TLD Registrations Distribution August 30, 2003



The following information is provided as required by the ICANN/VeriSign Registry Agreements (.com, Section 8; and .net, Section 3.15; and requirements 5, 6, 13 and 14 in Appendix T for both agreements). As stated in Appendix T, the following information "shall be kept confidential by ICANN until three months after the end of the month to which the report relates." (Note: All numbers include ASCII and IDN.)

<b>Total REGISTRATIONS in the VeriSign Registry Database and NAME SERVER COUNT as of August 31, 2003</b>					<b>August 2003 GROSS DELETES</b>			<b>August 2003 RESTORES</b>		
<b>REGISTRAR</b>	<b>COM</b>	<b>NET</b>	<b>Total Names</b>	<b>Name Servers</b>	<b>COM</b>	<b>NET</b>	<b>Total</b>	<b>COM</b>	<b>NET</b>	<b>Total</b>
007Names, Inc.	2,405	285	<b>2,690</b>	78	7	1	<b>8</b>	1	0	<b>1</b>
1 Accredited Registrar	1,922	379	<b>2,301</b>	9	0	0	<b>0</b>	0	0	<b>0</b>
1 Domain Names International, Inc. d/b/a 1dni.com	4,039	593	<b>4,632</b>	130	10	3	<b>13</b>	0	1	<b>1</b>
1 eNameCo.	14,339	2,829	<b>17,168</b>	612	337	64	<b>401</b>	2	0	<b>2</b>
123 Easy Domain Names dba Signature Domains	14,947	5,419	<b>20,366</b>	418	447	160	<b>607</b>	1	0	<b>1</b>
123 Registration, Inc.	4,808	900	<b>5,708</b>	133	78	15	<b>93</b>	1	0	<b>1</b>
1stDomain.net, division of G+D International LLC	8,866	1,974	<b>10,840</b>	1,336	77	26	<b>103</b>	0	0	<b>0</b>
A Technology Company, Inc. d/b/a namesystem.com	5,673	969	<b>6,642</b>	183	109	15	<b>124</b>	0	0	<b>0</b>
AAAQ.COM, Inc.	19,752	3,037	<b>22,789</b>	570	13	2	<b>15</b>	3	0	<b>3</b>
Abacus America, Inc. dba Names4Ever	135,227	22,158	<b>157,385</b>	4,947	1,240	216	<b>1,456</b>	10	1	<b>11</b>
ABR Products, Inc. dba Nitin Networks	898	106	<b>1,004</b>	2	86	12	<b>98</b>	0	0	<b>0</b>
Active ISP ASA	57,380	10,786	<b>68,166</b>	292	566	112	<b>678</b>	5	4	<b>9</b>
Address Creation	9,845	1,217	<b>11,062</b>	422	171	31	<b>202</b>	0	0	<b>0</b>
Alices Registry, Inc.	1,005	145	<b>1,150</b>	14	0	0	<b>0</b>	0	0	<b>0</b>
All West Communications, Inc. d/b/a AW Registry	22,404	3,779	<b>26,183</b>	1,621	597	163	<b>760</b>	3	0	<b>3</b>
Alldomains.com Inc.	91,916	13,489	<b>105,405</b>	3,341	1,002	157	<b>1,159</b>	9	2	<b>11</b>
AllGlobalNames S.A.	1,629	417	<b>2,046</b>	78	0	0	<b>0</b>	0	0	<b>0</b>
America Online, Inc. dba AOL and/or CompuServe-AOL	4,813	1,606	<b>6,419</b>	77	0	0	<b>0</b>	0	0	<b>0</b>
Arsys Internet, S.L. d/b/a NICLINE.COM	40,973	5,749	<b>46,722</b>	141	14	0	<b>14</b>	0	0	<b>0</b>
Ascio Technologies, Inc.	96,824	23,853	<b>120,677</b>	1,225	1,547	373	<b>1,920</b>	4	1	<b>5</b>
AtCom Technology LLC	7,765	1,391	<b>9,156</b>	417	1	1	<b>2</b>	0	0	<b>0</b>
AusRegistry Group Pty. Ltd.	399	68	<b>467</b>	0	58	11	<b>69</b>	0	0	<b>0</b>
BB Online UK Ltd	11,333	2,035	<b>13,368</b>	315	198	42	<b>240</b>	1	0	<b>1</b>
Best Registration Services, Inc	283	23	<b>306</b>	5	0	0	<b>0</b>	0	0	<b>0</b>
Bizcn.com, Inc.	20,218	4,709	<b>24,927</b>	208	13	3	<b>16</b>	0	0	<b>0</b>
Blueberry Hill Comm., Inc. dba 4Domains.com	12,926	1,487	<b>14,413</b>	287	116	18	<b>134</b>	2	0	<b>2</b>
BookMyName SAS	21,146	3,847	<b>24,993</b>	288	132	42	<b>174</b>	0	0	<b>0</b>
BulkRegister, LLC.	1,012,365	148,475	<b>1,160,840</b>	32,795	17,166	2,880	<b>20,046</b>	41	4	<b>45</b>
Capital Networks Pty LTD	38,794	5,366	<b>44,160</b>	2,441	1,718	194	<b>1,912</b>	1	0	<b>1</b>
CAT, Inc. d/b/a Namezero.com	3,812	517	<b>4,329</b>	15	11	0	<b>11</b>	0	0	<b>0</b>

The following information is provided as required by the ICANN/VeriSign Registry Agreements (.com, Section 8; and .net, Section 3.15; and requirements 5, 6, 13 and 14 in Appendix T for both agreements). As stated in Appendix T, the following information "shall be kept confidential by ICANN until three months after the end of the month to which the report relates." (Note: All numbers include ASCII and IDN.)

<b>Total REGISTRATIONS in the VeriSign Registry Database and NAME SERVER COUNT as of August 31, 2003</b>					<b>August 2003 GROSS DELETES</b>			<b>August 2003 RESTORES</b>		
<b>REGISTRAR</b>	<b>COM</b>	<b>NET</b>	<b>Total Names</b>	<b>Name Servers</b>	<b>COM</b>	<b>NET</b>	<b>Total</b>	<b>COM</b>	<b>NET</b>	<b>Total</b>
Catalog.com, Inc.	30,560	3,799	<b>34,359</b>	294	141	16	<b>157</b>	5	0	<b>5</b>
Central Registrar, Inc. d/b/a DomainMonger.Com	802	159	<b>961</b>	0	0	0	<b>0</b>	0	0	<b>0</b>
CommuniGal Communications Ltd	8,469	1,037	<b>9,506</b>	110	60	8	<b>68</b>	0	0	<b>0</b>
Computer Services Langenbach GmbH dba joker.com	369,454	83,614	<b>453,068</b>	12,961	7,130	1,675	<b>8,805</b>	21	5	<b>26</b>
ComputerDataNetworks dba shop4domain/netonedomains	2,992	242	<b>3,234</b>	34	30	9	<b>39</b>	1	0	<b>1</b>
CORE Internet Council of Registrars	306,927	70,756	<b>377,683</b>	12,803	5,838	1,295	<b>7,133</b>	120	13	<b>133</b>
Corporate Domains, Inc.	3,033	939	<b>3,972</b>	120	5	1	<b>6</b>	0	0	<b>0</b>
Cronon AG Berlin, Niederlassung Regensburg	50,681	17,772	<b>68,453</b>	1,939	436	217	<b>653</b>	0	0	<b>0</b>
Cyidentity, Inc. d/b/a Cypack.com-Core	769	210	<b>979</b>	15	24	9	<b>33</b>	0	0	<b>0</b>
Deutsche Telekom AG	19,548	5,223	<b>24,771</b>	395	177	77	<b>254</b>	3	0	<b>3</b>
Direct Information Pvt. Ltd., dba Directl.com	56,734	8,177	<b>64,911</b>	4,155	1,202	185	<b>1,387</b>	5	1	<b>6</b>
Dodora Unified Communications, Inc.	3,839	643	<b>4,482</b>	109	5	0	<b>5</b>	0	0	<b>0</b>
Domain Bank, Inc.	142,094	21,393	<b>163,487</b>	2,998	3,168	463	<b>3,631</b>	41	3	<b>44</b>
Domain Monkeys, LLC	520	32	<b>552</b>	0	0	0	<b>0</b>	0	0	<b>0</b>
Domain Registration Services	27,472	3,900	<b>31,372</b>	1,955	537	80	<b>617</b>	10	1	<b>11</b>
Domain The Net Technologies (2)	792	117	<b>909</b>	0	93	19	<b>112</b>	0	0	<b>0</b>
Domain The Net Technologies Ltd.	580	61	<b>641</b>	20	0	0	<b>0</b>	0	0	<b>0</b>
DomainDiscover	363,150	74,550	<b>437,700</b>	0	4,927	861	<b>5,788</b>	6	0	<b>6</b>
Domaininfo AB d/b/a domaininfo.com	22,332	5,647	<b>27,979</b>	8,107	155	40	<b>195</b>	1	0	<b>1</b>
Domain-It, Inc.	11		<b>11</b>	3,678	0		<b>0</b>	0	0	<b>0</b>
DomainName, Inc.	6,553	941	<b>7,494</b>	20	5	3	<b>8</b>	0	0	<b>0</b>
DomainPeople, Inc.	115,455	16,372	<b>131,827</b>	8,600	2,467	408	<b>2,875</b>	4	0	<b>4</b>
DomainProcessor.com	1,079	151	<b>1,230</b>	18	2	0	<b>2</b>	0	0	<b>0</b>
DomainRegistry.com, Inc.	8,633	1,209	<b>9,842</b>	444	247	41	<b>288</b>	3	2	<b>5</b>
DomainZoo.com, Inc.	5,127	869	<b>5,996</b>	171	76	11	<b>87</b>	6	0	<b>6</b>
DomReg Ltd.	15,250	6	<b>15,256</b>	30	1	0	<b>1</b>	0	0	<b>0</b>
DotForce Corp. d/b/a DotForce.com	1,946	310	<b>2,256</b>	12	0	0	<b>0</b>	0	0	<b>0</b>
Dotster, Inc.	553,458	91,014	<b>644,472</b>	35,466	6,113	984	<b>7,097</b>	14	0	<b>14</b>
Eastern Communications Co., Ltd.	5,336	580	<b>5,916</b>	224	145	20	<b>165</b>	3	0	<b>3</b>
easyDNS Technologies, Inc.	2,652	413	<b>3,065</b>	76	3	1	<b>4</b>	0	0	<b>0</b>
Easyspace LTD	116,302	19,636	<b>135,938</b>	2,802	1,986	289	<b>2,275</b>	16	1	<b>17</b>
eMarkmonitor Inc. dba Markmonitor	16,115	3,735	<b>19,850</b>	394	0	0	<b>0</b>	0	0	<b>0</b>
EnCirca Inc	2,790	420	<b>3,210</b>	34	5	2	<b>7</b>	0	0	<b>0</b>

The following information is provided as required by the ICANN/VeriSign Registry Agreements (.com, Section 8; and .net, Section 3.15; and requirements 5, 6, 13 and 14 in Appendix T for both agreements). As stated in Appendix T, the following information "shall be kept confidential by ICANN until three months after the end of the month to which the report relates." (Note: All numbers include ASCII and IDN.)

<b>Total REGISTRATIONS in the VeriSign Registry Database and NAME SERVER COUNT as of August 31, 2003</b>					<b>August 2003 GROSS DELETES</b>			<b>August 2003 RESTORES</b>		
<b>REGISTRAR</b>	<b>COM</b>	<b>NET</b>	<b>Total Names</b>	<b>Name Servers</b>	<b>COM</b>	<b>NET</b>	<b>Total</b>	<b>COM</b>	<b>NET</b>	<b>Total</b>
EnetRegistry.com Corporation	232	38	270	37	110	19	129	0	0	0
eNom, Inc.	1,730,772	255,433	1,986,205	70,533	14	1	15	14	0	14
EPAG Enter-Price Multimedia AG	43,747	19,123	62,870	438	32,491	5,171	37,662	0	0	0
Fabulous.com Pty Ltd.	151,196	2,530	153,726	232	398	286	684	1	0	1
Firstserver, Inc.	559	86	645	29	24,821	53	24,874	0	0	0
Future Media Network K.K.	423	74	497	4	0	0	0	0	0	0
Gabia, Inc.	106,259	31,407	137,666	13,987	0	0	0	5	0	5
GANDI	275,170	66,128	341,298	22,793	3,503	1,045	4,548	0	0	0
GKG.Net, Inc.	89,394	16,430	105,824	5,339	3,779	965	4,744	7	0	7
Global Media Online, Inc	180,728	39,372	220,100	26,459	2,117	435	2,552	25	7	32
Globedom Datenkommunikations GmbH	4,803	1,386	6,189	486	3,164	795	3,959	1	1	2
Go Daddy Software, Inc.	1,932,811	309,024	2,241,835	87,496	79	19	98	147	9	156
HANGANG Systems, Inc. d/b/a doregi.com	52,748	13,472	66,220	8,098	30,702	5,495	36,197	6	0	6
HiChina Web Solutions (Hong Kong) Limited	8,753	1,246	9,999	26	2,097	506	2,603	0	0	0
I.D.R. Internet Domain Registry Ltd.	2,236	127	2,363	81	3	0	3	0	0	0
iHoldings.com, Inc. d/b/a Dotregistrar.com	581,855	67,938	649,793	9,674	5	0	5	12	3	15
Inamepro dba Dynadot	228	65	293	33	13,165	2,074	15,239	0	0	0
INAMES Corp	12,518	4,431	16,949	2,237	1	0	1	0	0	0
Innerwise, Inc. d/b/a ItsYourDomain.com	317,442	44,046	361,488	8,666	2	1	3	112	8	120
Interactive Telecom Network, Inc.	1,353	136	1,489	2	7,482	1,194	8,676	0	0	0
Intercosmos Media Group, Inc. d/b/a directNIC.com	701,139	94,865	796,004	29,824	0	0	0	4	0	4
Interdomain, S.A.	32,896	5,497	38,393	706	15,716	2,245	17,961	35	1	36
Internetters Limited	20,387	1,642	22,029	66	257	55	312	0	0	0
Key-Systems GmbH	59,186	17,917	77,103	2,437	2	0	2	5	0	5
Korea Information Certificate Authority Inc dba DomainCA	9,129	1,690	10,819	327	672	151	823	0	0	0
Livin' on the EDGE Co., Ltd.	227	55	282	15	2	3	5	0	0	0
Melbourne IT, Ltd. d/b/a Internet Names Worldwide	1,448,272	242,041	1,690,313	30,370	40,236	6,985	47,221	51	11	62
Mobilcom City Line GmbH d/b/a freenet Datenkommunikat	221	145	366	15	0	0	0	0	0	0
Moniker Online Services, Inc.	112,177	10,564	122,741	352	667	223	890	0	0	0
Name2Host, Inc. dba name2host.com	1,009	154	1,163	3	1	0	1	0	0	0
NAMEBAY	44,080	8,140	52,220	1,863	866	105	971	0	0	0
NameEngine, Inc.	6,883	1,579	8,462	136	0	0	0	0	0	0
NameKing.com, Inc.	117	15	132	0	21	3	24	0	0	0

The following information is provided as required by the ICANN/VeriSign Registry Agreements (.com, Section 8; and .net, Section 3.15; and requirements 5, 6, 13 and 14 in Appendix T for both agreements). As stated in Appendix T, the following information "shall be kept confidential by ICANN until three months after the end of the month to which the report relates." (Note: All numbers include ASCII and IDN.)

<b>Total REGISTRATIONS in the VeriSign Registry Database and NAME SERVER COUNT as of August 31, 2003</b>					<b>August 2003 GROSS DELETES</b>			<b>August 2003 RESTORES</b>		
<b>REGISTRAR</b>	<b>COM</b>	<b>NET</b>	<b>Total Names</b>	<b>Name Servers</b>	<b>COM</b>	<b>NET</b>	<b>Total</b>	<b>COM</b>	<b>NET</b>	<b>Total</b>
NameScout Corp	38,086	6,012	<b>44,098</b>	1,422	1,343	190	<b>1,533</b>	21	1	<b>22</b>
NamesDirect.Com, Inc.	121,911	22,272	<b>144,183</b>	4,414	2,110	354	<b>2,464</b>	11	0	<b>11</b>
NameSecure.com	109,817	17,758	<b>127,575</b>	1,613	1,082	220	<b>1,302</b>	5	0	<b>5</b>
Netbenefit PLC aka NetNames	40,271	10,041	<b>50,312</b>	289	11	2	<b>13</b>	0	0	<b>0</b>
Neteka, Inc. dba namesbeyond.com	5,036	686	<b>5,722</b>	111	146	18	<b>164</b>	0	0	<b>0</b>
Netpia.com, Inc.	45,443	12,686	<b>58,129</b>	4,656	1,556	371	<b>1,927</b>	19	1	<b>20</b>
Network Solutions, Inc.	5,938,414	930,424	<b>6,868,838</b>	364,255	119,140	18,746	<b>137,886</b>	1,621	152	<b>1,773</b>
Nominalia Internet S.L.	10,737	1,825	<b>12,562</b>	445	20	4	<b>24</b>	1	0	<b>1</b>
NORDNET	75,577	5,433	<b>81,010</b>	249	712	20	<b>732</b>	1	0	<b>1</b>
Omnis Network, LLC	16,276	2,253	<b>18,529</b>	930	388	67	<b>455</b>	1	0	<b>1</b>
OnlineNIC, Inc.	466,670	69,931	<b>536,601</b>	11,909	42,874	5,391	<b>48,265</b>	17	0	<b>17</b>
OVH	36,969	8,926	<b>45,895</b>	2,246	0	0	<b>0</b>	32	2	<b>34</b>
pairNIC	31,031	4,590	<b>35,621</b>	1,159	194	31	<b>225</b>	0	0	<b>0</b>
Parava Networks Inc dba RegistratYa.com nAAME.com	42,432	6,190	<b>48,622</b>	1,453	1,193	196	<b>1,389</b>	15	2	<b>17</b>
Polar Software Limited d/b/a signdomains.com	248	48	<b>296</b>	0	36	5	<b>41</b>	0	0	<b>0</b>
Primus Telco Pty Ltd dba PrimusDomain/PlanetDomain	34,165	6,233	<b>40,398</b>	3,003	808	125	<b>933</b>	16	0	<b>16</b>
PSI-Japan, Inc.	25,913	4,759	<b>30,672</b>	4,737	325	61	<b>386</b>	1	0	<b>1</b>
PSI-USA, Inc.	32,335	11,992	<b>44,327</b>	490	206	76	<b>282</b>	2	1	<b>3</b>
R&K GlobalBusinessServices, Inc. dba 000Domains.com	57,262	7,386	<b>64,648</b>	2,276	4	2	<b>6</b>	0	0	<b>0</b>
R. Lee Chambers Company LLC	1,366	150	<b>1,516</b>	11	0	0	<b>0</b>	0	0	<b>0</b>
Rebel.com Services Corp.	561	96	<b>657</b>	0	97	9	<b>106</b>	0	0	<b>0</b>
Register.com (2)	420	57	<b>477</b>	10	0	0	<b>0</b>	0	0	<b>0</b>
register.com, Inc.	2,222,843	365,107	<b>2,587,950</b>	111,330	44,163	7,689	<b>51,852</b>	286	18	<b>304</b>
Register.it SPA	26,012	5,733	<b>31,745</b>	305	63	36	<b>99</b>	1	0	<b>1</b>
Registration Technologies, Inc.	25,306	7,676	<b>32,982</b>	108	30	5	<b>35</b>	0	0	<b>0</b>
rockenstein AG	2	4	<b>6</b>	2	0	0	<b>0</b>	0	0	<b>0</b>
SafeNames Ltd	4,114	698	<b>4,812</b>	46	153	22	<b>175</b>	0	0	<b>0</b>
Schlund+Partner AG	493,711	165,290	<b>659,001</b>	3,730	4,455	1,649	<b>6,104</b>	6	3	<b>9</b>
Secura GmbH	4,086	1,326	<b>5,412</b>	176	40	3	<b>43</b>	1	0	<b>1</b>
Sitename.com LLC	1,594	331	<b>1,925</b>	0	0	0	<b>0</b>	0	0	<b>0</b>
Spot Domain LLC dba Domainsite.com	14,556	2,760	<b>17,316</b>	349	220	49	<b>269</b>	5	0	<b>5</b>
Stargate.com, Inc.	139,832	24,168	<b>164,000</b>	7,233	4,332	1,031	<b>5,363</b>	63	7	<b>70</b>
The Name It Corporation dba aitdomains.com	80,333	11,748	<b>92,081</b>	3,535	1,154	178	<b>1,332</b>	33	3	<b>36</b>

The following information is provided as required by the ICANN/VeriSign Registry Agreements (.com, Section 8; and .net , Section 3.15; and requirements 5, 6, 13 and 14 in Appendix T for both agreements). As stated in Appendix T, the following information "shall be kept confidential by ICANN until three months after the end of the month to which the report relates." (Note: All numbers include ASCII and IDN.)

<b>Total REGISTRATIONS in the VeriSign Registry Database and NAME SERVER COUNT as of August 31, 2003</b>					<b>August 2003 GROSS DELETES</b>			<b>August 2003 RESTORES</b>		
<b>REGISTRAR</b>	<b>COM</b>	<b>NET</b>	<b>Total Names</b>	<b>Name Servers</b>	<b>COM</b>	<b>NET</b>	<b>Total</b>	<b>COM</b>	<b>NET</b>	<b>Total</b>
The Registry at Info Avenue d/b/a IA Registry	121,558	7,157	<b>128,715</b>	444	328	62	<b>390</b>	0	0	<b>0</b>
TLDs, Inc. dba SRSplus	78,201	14,867	<b>93,068</b>	3,197	1,072	251	<b>1,323</b>	2	0	<b>2</b>
Today and Tomorrow Co. Ltd.	23,971	7,042	<b>31,013</b>	1,602	17	6	<b>23</b>	0	0	<b>0</b>
TotalRegistrations	42,580	8,748	<b>51,328</b>	1,868	1,019	242	<b>1,261</b>	13	3	<b>16</b>
Transpac	23,822	3,184	<b>27,006</b>	531	61	28	<b>89</b>	0	0	<b>0</b>
Tucows, Inc.	2,624,780	439,958	<b>3,064,738</b>	105,382	57,967	9,896	<b>67,863</b>	79	8	<b>87</b>
Universal Registration Services, Inc.	11,793	2,039	<b>13,832</b>	26	217	56	<b>273</b>	0	0	<b>0</b>
Virtual Internet Plc.	1,494	291	<b>1,785</b>	12	175	54	<b>229</b>	0	0	<b>0</b>
Web Commerce Communications Limited dba WebNic.cc	9,099	1,364	<b>10,463</b>	521	653	128	<b>781</b>	0	0	<b>0</b>
Wild West Domains, Inc.	256,516	36,908	<b>293,424</b>	8,645	86	23	<b>109</b>	2	0	<b>2</b>
Wooho T&C Co., Ltd. d/b/a rgnames.com	11,776	2,687	<b>14,463</b>	483	4,460	825	<b>5,285</b>	5	1	<b>6</b>
Xin Net Corp.	172,899	25,666	<b>198,565</b>	13,110	4,465	1,212	<b>5,677</b>	11	1	<b>12</b>
YesNIC Co. Ltd.	164,181	46,398	<b>210,579</b>	25,682	540,440	88,417	<b>628,857</b>	5	2	<b>7</b>
<b>TOTALS</b>	<b>25,545,110</b>	<b>4,269,229</b>	<b>29,814,339</b>	<b>1,167,143</b>	<b>1,080,880</b>	<b>176,834</b>	<b>1,257,714</b>	<b>3,043</b>	<b>284</b>	<b>3,327</b>